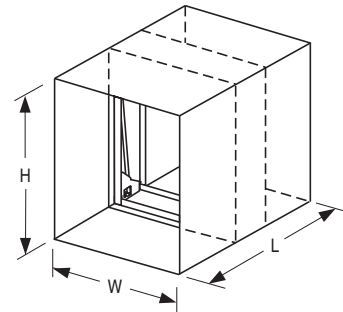




INTEGRAL SLEEVE DYNAMIC CURTAIN TYPE FIRE DAMPERS • 1 1/2 HR. LABEL • VERT. OR HORIZ. MOUNT FOR USE IN DYNAMIC OR STATIC SYSTEMS
MODELS: D0114-1X, D0124-1X AND D0134-1X

QUALIFICATIONS:

- **UL 555 Classified Fire Damper. 1 1/2 hr. label. (File # 9492).**
- **CAN/ULC-S112 Fire Damper Assemblies.**
- **Meets all the requirements of UL and NFPA 90A for fire dampers in dynamic HVAC systems.**
- **Meets the requirements for BOCA, SBCCI, UBC, IBC, NBC (Canada) and associated local building codes.**
- **California State Fire Marshal Listing No. 03225-0935:113.**
- **City of New York Board of Standards and Appeals. Cal. No. 460-88-SA.**
- **Maximum velocity 2000 fpm @ 4" w.g.**



Type 'A' – Blades and frame in the airstream.

Model: D0114

Min. size - 6" x 6" (152 x 152)

Max. size - 24" x 24" (610 x 610)

The D0100 curtain fire dampers are UL approved for use where local building codes require the protection of HVAC ductwork penetrations in walls, partitions or floors that have a fire resistance rating of up to 2 hours. The D0100s are classified for use in dynamic "fans on" systems where the HVAC system remains operative in the event of a fire. Damper closure under airflow is assured.

Integral sleeve fire dampers offer convenience and labor savings. The costly requirement to field or shop fabricate custom sleeves is eliminated and dampers can therefore ship directly from the manufacturer to the job site – saving time and money.

Optional "Quick-Set" retaining angles complete the installation package. Factory fabricated, sized and shipped with damper, they install quickly, provide further labor savings and eliminate the need for any field fabrication.

STANDARD SPECIFICATION:

INTEGRAL

SLEEVE/FRAME: 22 ga. (0.85) roll-formed G60 galvanized steel.

D01 x 4 -12 Length 12" (305)

D01 x 4 -14 Length 14" (356)

D01 x 4 -16 Length 16" (406)

BLADES: Curtain type interlocking blades, 22 ga. (0.85) roll-formed G60 galvanized steel.

FUSIBLE LINK: 165°F (74°C) standard. UL Listed. 212°F (100°C) available.

BLADE CLOSURE: Stainless steel closure springs and galvanized steel locking ramps.

OPTIONS:

Non-standard temperature fusible link. Specify _____ .

QS1 Quick-set retaining angles (single set).

QS2 Quick-set retaining angles (pair).

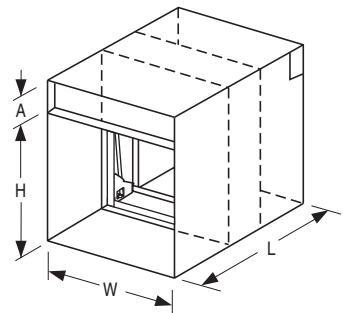
Hemmed Sleeve for slip and drive connection (Type A and B only):

HM2 (both ends). **HM1** (one end).

Pull Tab Release. Permits simple reset of spring loaded damper when access door is located below damper (opposite side of locking ramp). (See dwg. ACC-PTR for details).

NOTES:

1. Building code and UL Classification require damper installation in accordance with manufacturer's instructions. Refer to document IOM-FDINST.



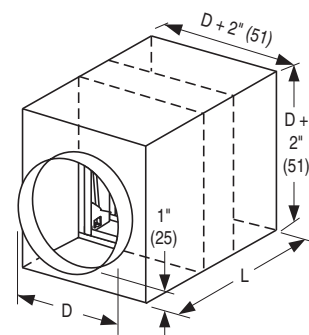
Type 'B' – Blades out of airstream.

Model: D0124

Min. size - 6" x 4" (152 x 102)

Max. size - 24" x 21" (610 x 533)

Damper Height (H)	Dim. 'A'
5" thru 17" (127 thru 432)	2" (51)
18" thru 21" (457 thru 533)	3" (76)



Type 'CR' – Round transition collars. Blades partially in airstream.

Model: D0134

Min. size - 4" dia. (102)

Max. size - 20" dia. (508)

Manufactured by members of S.M.W.I.A.

Dimensions are in inches (mm).



Houston, Texas
Tel: 281-590-1172
Fax: 281-590-3086

Ft. Lauderdale, Florida
Tel: 954-351-2444
Fax: 954-351-2440

Las Vegas, Nevada
Tel: 702-648-5400
Fax: 702-638-0400

Toronto, Canada
Tel: 416-744-3300
Fax: 416-744-3360

Calgary, Canada
Tel: 403-279-8619
Fax: 403-279-5035