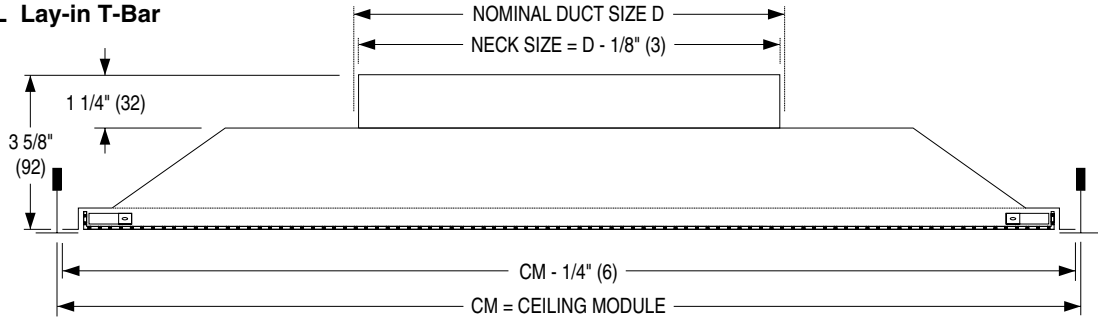




**PERFORATED CEILING DIFFUSERS**  
 RETURN • FLUSH FACE • ROUND OR SQ. NECK  
**MODELS: 4360, 4360A, 4360AA**

**TYPE L Lay-in T-Bar**



**Available Combinations of Ceiling Module vs. Neck Size**

Ceiling Module CM		Nominal Duct Size D			
Imperial Modules	Metric Modules	Round Neck		Square Neck	
		Imperial Units (in.)	Metric Units (mm)	Imperial Units (in.)	Metric Units (mm)
12 x 12	300 x 300	6, 8	152, 203	6 x 6, 8 x 8	152 x 152, 203 x 203
16 x 16	400 x 400	6, 8, 10, 12	152, 203, 254, 305	6 x 6, 8 x 8, 10 x 10, 12 x 12	152 x 152, 203 x 203, 254 x 254, 305 x 305
24 x 12	600 x 300	6, 8	152, 203	6 x 6, 8 x 8, 18 x 6	152 x 152, 203 x 203, 457 x 152
20 x 20	500 x 500	6, 8, 10, 12, 14	152, 203, 254, 305, 356	6 x 6, 8 x 8, 10 x 10	152 x 152, 203 x 203, 254 x 254
24 x 24	600 x 600	6, 8, 10, 12, 14, 15, 16, 18	152, 203, 254, 305, 356, 381, 406, 457	6 x 6, 8 x 8, 10 x 10, 12 x 12, 14 x 14, 15 x 15, 16 x 16, 18 x 18	152 x 152, 203 x 203, 254 x 254, 305 x 305, 356 x 356, 381 x 381, 406 x 406, 457 x 457
		6, 8, 10, 12, 14, 15, 16, 18	152, 203, 254, 305, 356, 381, 406, 457	6 x 6, 8 x 8, 10 x 10, 12 x 12, 14 x 14, 15 x 15, 16 x 16, 18 x 18	152 x 152, 203 x 203, 254 x 254, 305 x 305, 356 x 356, 381 x 381, 406 x 406, 457 x 457
		6, 8, 10, 12, 14, 15, 16, 18	152, 203, 254, 305, 356, 381, 406, 457	6 x 6, 8 x 8, 10 x 10, 12 x 12, 14 x 14, 15 x 15, 16 x 16, 18 x 18	152 x 152, 203 x 203, 254 x 254, 305 x 305, 356 x 356, 381 x 381, 406 x 406, 457 x 457
		6, 8, 10, 12, 14, 15, 16, 18	152, 203, 254, 305, 356, 381, 406, 457	6 x 6, 8 x 8, 10 x 10, 12 x 12, 14 x 14, 15 x 15, 16 x 16, 18 x 18	152 x 152, 203 x 203, 254 x 254, 305 x 305, 356 x 356, 381 x 381, 406 x 406, 457 x 457

**DESCRIPTION:**

1. Material: Corrosion-resistant steel. (Model 4360 is standard).
2. Designed to match supply air models 4320, 4320CB, 4320F and 4320M in appearance and construction detail, except that the air pattern controllers are not required and are omitted. This version is for ducted return applications; for connection to flexible or rigid round duct or square duct.
3. Removable face has concealed latches for easy access to optional damper.
4. Perforated face has 3/16" (5) diameter holes on 1/4" (6) staggered centres.
5. Standard finish is AW Appliance White.

**OPTIONS:**

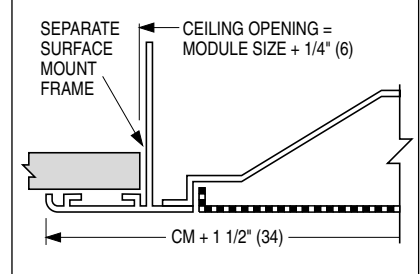
- Aluminum perforated face/steel backpan. (Model 4360A).
- Aluminum perforated face and backpan. (Model 4360AA).
- EX External Foil-Back Insulation, installed - R-4.2 (24 x 24 max.)
- EXB External Foil-Back Insulation, ships loose - R-4.2 (24 x 24 max.)
- MIB Molded Insulation Blanket - R-6.0 (24 x 24 only)

**Finish:**

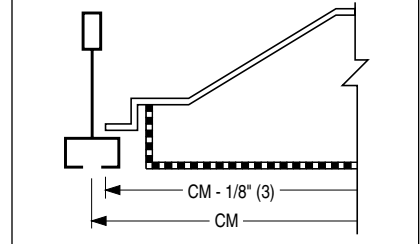
- BA Black back pan and deflectors with Appliance White face.
- SP Special \_\_\_\_\_.

Fineline® is a registered trademark of USG Interiors Inc.

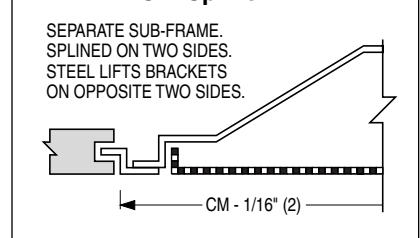
**TYPE S Surface Mount**



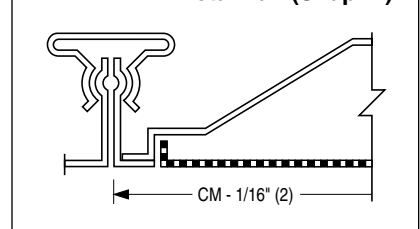
**TYPE F Fineline® T-Bar**



**TYPE SP Spline**



**TYPE M Metal Pan (Snap-in)**



Dimensions are in inches (mm).

**SCHEDULE TYPE:**

**PROJECT:**

**ENGINEER:**

**CONTRACTOR:**

**DATE**

**B SERIES**

**SUPERSEDES**

**DRAWING NO.**

11 - 5 - 07

4300

14 - 10 - 00R

4360-2