



**LINEAR SLOT DIFFUSER PLENUMS**  
**ADAPTORS FOR MODEL SERIES 5000**  
**LINEAR SLOT "ICE TONG" DIFFUSER • 1 - 4 SLOT**  
**MODELS: 5350, 5375, AND 5310(MP)**

**1 THROUGH 4 SLOT**

**STANDARD MODELS:**

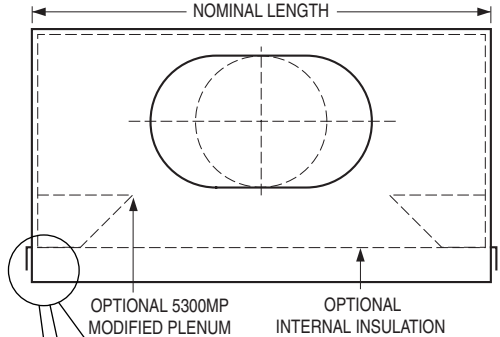
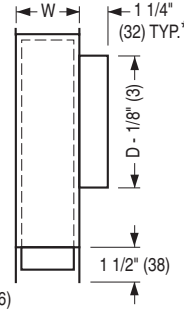
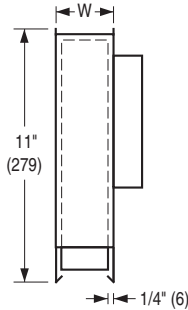
- 5350** • 1/2" (13) Slot
- 5375** • 3/4" (19) Slot
- 5310** • 1" (25) Slot

**MODIFIED PERFORMANCE MODELS:**

- 5350MP** • 1/2" (13) Slot
- 5375MP** • 3/4" (19) Slot
- 5310MP** • 1" (25) Slot

**Hemmed Leg Frame Types:**  
C, D, J, N

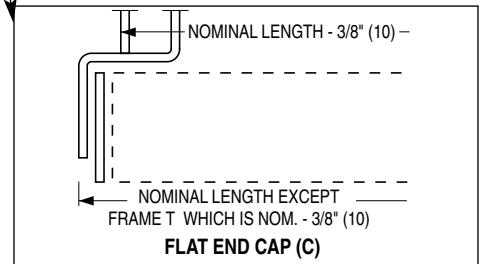
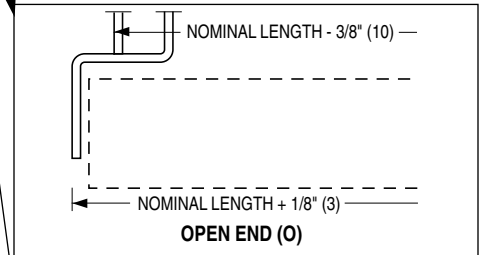
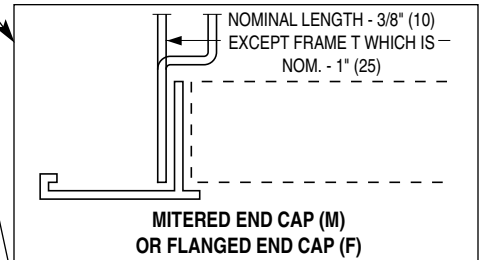
**Straight Leg Frame Types:**  
A, B, E, F, FL, G,  
H, H2, K1, K2, M, T



Nominal Length (N)		Standard Nominal Inlets (D)	
inches	mm	inches	mm
20	508	4, 5, 6, 8, 10	102, 127, 152, 203, 254
24	610		
30	762		
36	914		
48	1219	6, 8, 10, 12, 14	152, 203, 254, 305, 356
60	1524		
72	1829		

Inlets 4" thru 8" (102 thru 203) are round and 10" thru 14" (254 thru 356) are flat oval.  
 \*4" (102) with optional ID Inlet Damper.

Model	No. of Slots	Plenum Width (W) For Various Frame Types							
		Imperial Units (inches)				Metric Units (mm)			
		A, B, FL, K1, K2, M, T	C, D, F, J, H, H2, N	E	G	A, B, FL, K1, K2, M, T	C, D, F, J, H, H2, N	E	G
5350	1	1 1/2	2	2 1/4	2 1/2	38	51	57	64
5375		1 3/4	2 1/4	2 1/2	2 3/4	44	57	64	70
5310		2	2 1/2	2 3/4	3	51	64	70	76
5350	2	2 3/4	3 1/4	3 1/2	3 3/4	70	83	89	95
5375		3 1/4	3 3/4	4	4 1/4	83	95	102	108
5310		3 3/4	4 1/4	4 1/2	4 3/4	95	108	114	121
5350	3	4	4 1/2	4 3/4	5	102	114	114	127
5375		4 3/4	5 1/4	5 1/2	5 3/4	121	133	140	146
5310		5 1/2	6	6 1/4	6 1/2	140	152	159	165
5350	4	5 1/4	5 3/4	6	6 1/4	133	146	152	159
5375		6 1/4	6 3/4	7	7 1/4	159	171	178	184
5310		7 1/4	7 3/4	8	8 1/4	184	197	203	210



**NOTES:**

- Construction: Corrosion-resistant steel.
- Nailor Series 5300 Plenums are designed specifically for field attachment to the 5000 Series Linear Slot Diffuser. They ensure optimum use of the 5000 Series VAV performance, providing a tight horizontal air pattern even at low volumes. Optional MP models incorporate integral baffles, which provide a reduction in throw and increased spread of the air pattern.
- End caps can be turned up to allow plenums to be installed on continuous runs. Simple installation with a flexible duct connection.

**ACCESSORIES (OPTIONAL):**

- Internal Insulation:
    - 5350I(MP) 1/2" (13) slot.
    - 5375I(MP) 3/4" (19) slot.
    - 5310I(MP) 1" (25) slot.
  - FGI 1/4" (6) coated fiberglass.
  - FFI 3/8" (10) fiber-free foam.
- EX External Foil Back Insulation
  - ID Inlet Damper w/HLQ

Dimensions are in inches (mm).

<b>SCHEDULE TYPE:</b>				
<b>PROJECT:</b>				
<b>ENGINEER:</b>		<b>DATE</b>	<b>B SERIES</b>	<b>SUPERSEDES</b>
<b>CONTRACTOR:</b>		6 - 21 - 11	5300	2 - 28 - 11
				<b>DRAWING NO.</b>
				5300-1