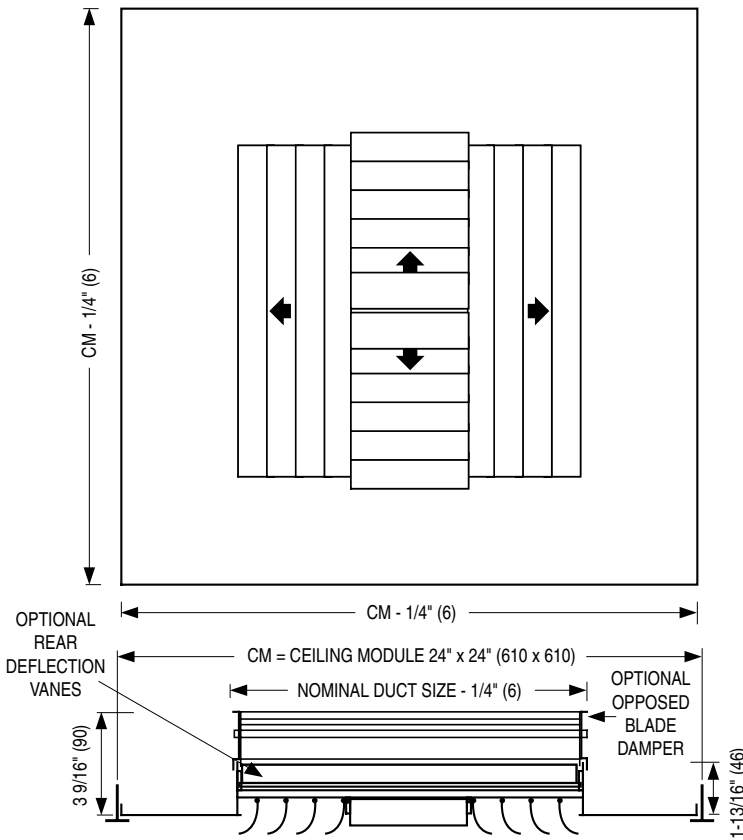




STEEL CURVED BLADE CEILING DIFFUSERS

1, 2, 3 OR 4-WAY DISCHARGE PATTERN
MODELS: 61CC, 61CC-0, 61CCD & 61CCD-0

TYPE PL PANEL LAY-IN T-BAR




- MODEL 61CC Curved blade diffuser.
- MODEL 61CC-0 Curved blade diffuser with opposed blade damper.
- MODEL 61CCD Curved blade diffuser with rear directional vanes.
- MODEL 61CCD-0 Curved blade diffuser with rear directional vanes and opposed blade damper.

DESCRIPTION:

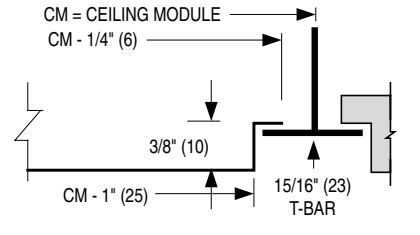
- Construction: Steel blades. Steel panel. Curved vanes on 1" (25) centers. Rear directional vanes on 61CCD models (1 and 2-way pattern only) are "teardrop" on 3/4" (19) centers. Roll-formed steel opposed blade damper has screwdriver slot operator.
- Available in square duct sizes 6" x 6" (152 x 152) through 21" x 21" (533 x 533). Standard imperial ceiling module is 24" x 24" (610 x 610). Metric 600 x 600 mm module available.
- Curved blades are individually adjustable and regulate angle of discharge. Excellent for VAV systems.
- Standard finish is AW Appliance white.

DISCHARGE PATTERN SELECTION:

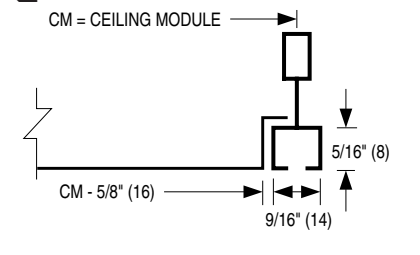
- 1A 1-way 2A 2-way opp. 2C 2-way corner 3A 3-way 4A 4-way



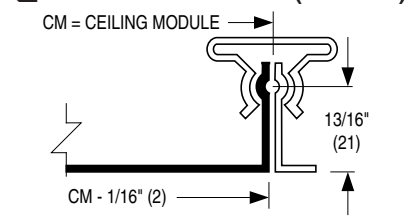
TYPE TL TEGULAR LAY-IN



TYPE F FINELINE®

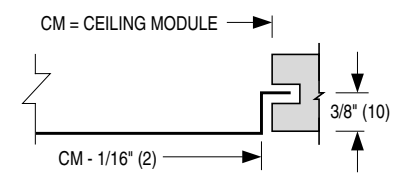


TYPE M METAL PAN (SNAP-IN)



TYPE SP SPLINE

For one directional exposed T-Bar or fully concealed grid. 1 spline on two opposite sides. Steel lift brackets on other.



OPTIONS:

- Finish:
 - AL Aluminum
 - SP Special _____

Dimensions are in inches (mm).

SCHEDULE TYPE: _____

PROJECT: _____

ENGINEER: _____

CONTRACTOR: _____

| DATE | B SERIES | SUPERSEDES | DRAWING NO. |
|------------|----------|------------|-------------|
| 5 - 9 - 01 | 61CC | 1 - 95 | 61CC-1 |