
DESCRIPTION:

The Model Series EX Volume Extractors uniformly direct air from the main duct into the branch take-off and across the face of a grille of diffuser. Gang-operated parallel blades on 2" (51) centers pivot from full open to full closed with blades overlapping for shut-off. The curved blade design improves airflow by reducing turbulence, thereby reducing noise and pressure drop.

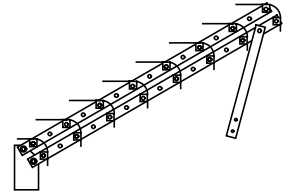
Material is galvanized steel.

Minimum size = 6" x 4" (152 x 102).

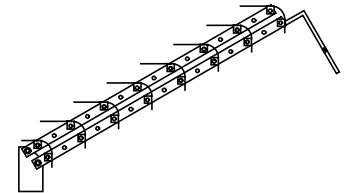
Maximum size = 36" x 36" (914 x 914).

OPERATOR TYPES

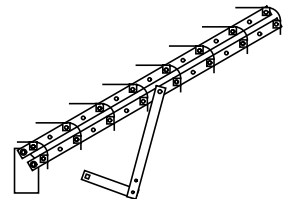
- EX-1**
Standard unit with adjusting strap.



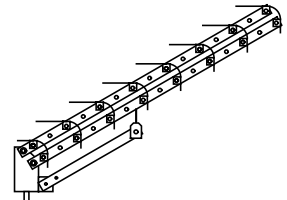
- EX-1-R**
Rod operator for external operation.



- EX-2**
Linkage with 3/8" (10) square hole (2 per unit). Remote operator (eg. Young Regulator #1) by others.



- EX-3**
Gear operator with hand crank.


OPTIONAL ACCESSORIES:

- EX-1-RLD Locking device for model EX-1-R.
 EX-2-ROD 3/8" (10) square rod to suit EX-2.
 EX-2LD Locking device for EX-2 (hand quadrant and end bearing).

Dimensions are in inches (mm).

SCHEDULE TYPE:

PROJECT:

ENGINEER:

CONTRACTOR:

DATE

B SERIES

SUPERSEDES

DRAWING NO.

19 - 5 - 00R

ACC.EX

3 - 94/EX-1

ACC.EX-1