



FLOWLINE™ LINEAR SLOT DIFFUSERS
 LAY-IN UNITS FOR BOLT SLOT (FINELINE TYPE) T-BAR
 VERTICAL JET THROW PATTERN CONTROLLERS
MODEL SERIES: FTBV

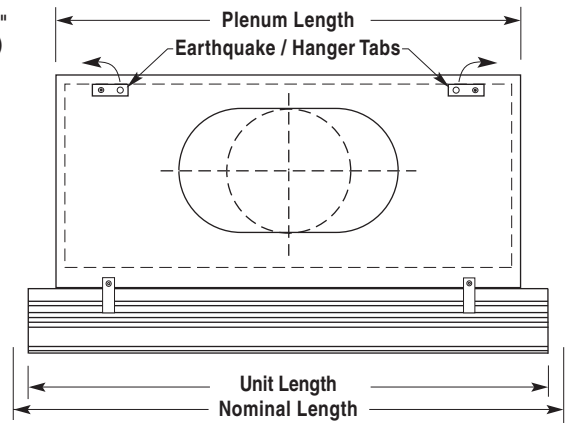
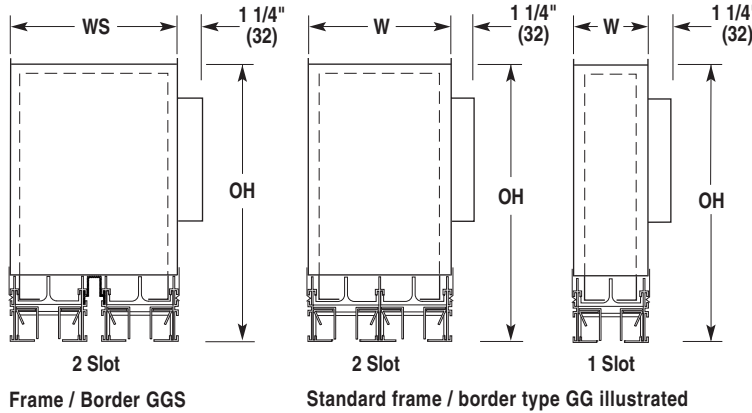
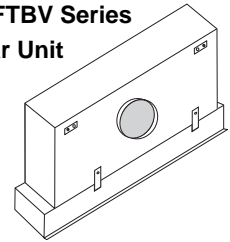
Uninsulated Models:

- FTBV10 • 1" (25) Slot
- FTBV15 • 1½" (38) Slot
- FTBV20 • 2" (51) Slot
- FTBV25 • 2½" (64) Slot
- FTBV30 • 3" (76) Slot

Internally Insulated Models:

- FTBVI10 • 1" (25) Slot
- FTBVI15 • 1½" (38) Slot
- FTBVI20 • 2" (51) Slot
- FTBVI25 • 2½" (64) Slot
- FTBVI30 • 3" (76) Slot

**Flowline™ FTBV Series
 Lay-in T-Bar Unit**

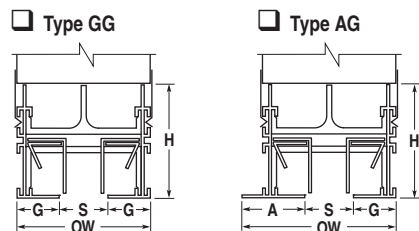


Dimensional Data (Imperial Grids)

Nominal Length	Unit Length	Plenum Length	Available Inlet Sizes	
			1 Slot	2 Slot
24 (610)	23 3/8 (594)	20 3/8 (518)	6(152), 8(203) Round	6(152), 8 (203), 10 (254), 12 (305), 14 (356) Flat Oval*
48 (1219)	47 3/8 (1213)	44 3/8 (1137)	10 (254), 12 (305), 14 (356) Flat Oval*	14 (356) Round

FTBV Series Model	1 Slot		2 Slot		
	W	OH	W	WS	OH
FTBV(I)10	2 3/4 (70)	12 3/8 (314)	5 1/4 (133)	5 13/16 (148)	18 3/8 (467)
FTBV(I)15	3 3/4 (95)	12 5/8 (321)	7 1/4 (184)	7 13/16 (198)	18 5/8 (473)
FTBV(I)20	4 3/4 (121)	12 7/8 (327)	9 1/4 (235)	9 13/16 (249)	18 7/8 (479)
FTBV(I)25	5 3/4 (146)	13 1/8 (333)	11 1/4 (286)	11 13/16 (300)	19 1/8 (486)
FTBV(I)30	6 3/4 (171)	13 3/8 (340)	13 1/4 (337)	13 13/16 (351)	19 3/8 (479)

FTBV Series Border Types. One Slot Units.



* Equivalent Oval: 10" (254) = 11" x 7 7/8" (279 x 200);
 12" (305) = 14 1/8" x 7 7/8" (378 x 200);
 14" (356) = 17 5/16" x 7 7/8" (440 x 200).

Dimensional Data - Imperial (Metric) Units

FTBV Series Model	S Slot Width	A Border Width	G Border Width	H Height	OW Overall Width for Frame / Border Type	
					GG	AG
FTBV(I)10	1 (25)	1 9/32 (22)	7/8 (33)	2 3/8 (60)	2 3/4 (170)	3 5/32 (80)
FTBV(I)15	1 1/2 (38)	1 17/32 (39)	1 1/8 (29)	2 5/8 (67)	3 3/4 (95)	4 5/32 (106)
FTBV(I)20	2 (51)	1 25/32 (45)	1 3/8 (35)	2 7/8 (73)	4 3/4 (121)	5 5/32 (131)
FTBV(I)25	2 1/2 (64)	2 1/32 (52)	1 5/8 (41)	3 1/8 (79)	5 3/4 (146)	6 5/32 (156)
FTBV(I)30	3 (76)	2 9/32 (58)	1 7/8 (48)	3 3/8 (86)	6 3/4 (171)	7 5/32 (182)

SCHEDULE TYPE

PROJECT

ENGINEER

CONTRACTOR

Page 1 of 2
 Dimensions are in inches (mm).

DATE

B SERIES

SUPERSEDES

DRAWING NO.

3 - 3 - 04

FL

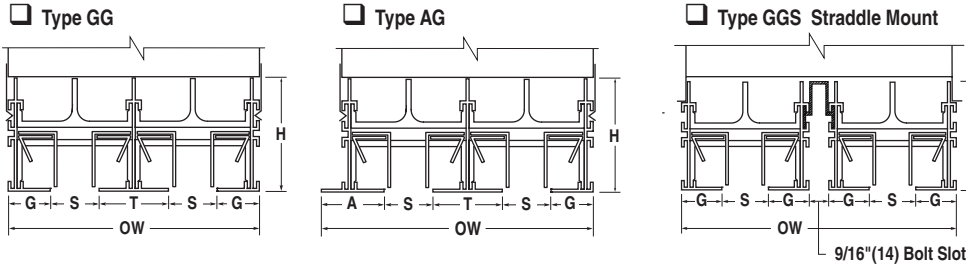
7 - 22 - 03

FTBV-1



FLOWLINE™ LINEAR SLOT DIFFUSERS
 LAY-IN UNITS FOR BOLT SLOT (FINELINE TYPE) T-BAR
 VERTICAL JET THROW PATTERN CONTROLLERS
MODEL SERIES: FTBV

FTBV Series Border Types. Two Slot Units.

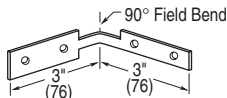


Dimensional Data - Imperial (Metric) Units

Model	S Slot Width	A Border Width	G Border Width	H Height	T 2 Slot	OW Overall Width for Frame / Border Type		
						GG	AG	GGs
FTBV(I)10	1 (25)	1 9/32 (33)	7/8 (33)	2 3/8 (60)	1 7/16 (37)	5 3/16 (132)	5 19/32 (142)	6 7/8 (175)
FTBV(I)15	1 1/2 (38)	1 17/32 (39)	1 1/8 (29)	2 5/8 (67)	1 15/16 (49)	7 3/16 (183)	7 19/32 (193)	8 7/8 (225)
FTBV(I)20	2 (51)	1 25/32 (45)	1 3/8 (35)	2 7/8 (73)	2 7/16 (62)	9 3/16 (233)	9 19/32 (244)	10 7/8 (276)
FTBV(I)25	2 1/2 (64)	2 1/32 (52)	1 5/8 (41)	3 1/8 (74)	2 15/16 (75)	11 3/16 (284)	11 19/32 (294)	12 7/8 (327)
FTBV(I)30	3 (76)	2 9/32 (58)	1 7/8 (48)	3 3/8 (86)	3 7/16 (87)	13 3/16 (335)	13 19/32 (345)	14 7/8 (378)

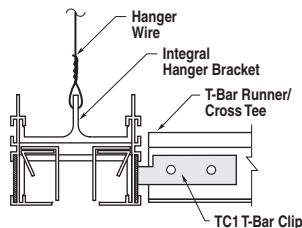
Optional Mounting Hardware

TC1 T-Bar Clip (Field Formed)

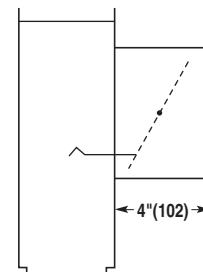


The TC1 T-Bar Clip is used to attach drop tees to the FlowLine™ assembly.

Type GG Frame / border illustrated



Optional ID Inlet Damper



Notes:

- Material: Heavy duty extruded aluminum frame and spacers. Corrosion resistant steel pattern controllers and plenum.
- The FTBV Series are modular units complete with factory mounted engineered plenum for Bolt Slot (Fineline Type) T-Bar application. Units are supplied with flat end caps.
- Adjustable pattern controllers on 24" (610) centers.
- Standard finish is AW Appliance White baked enamel on exposed frames with black pattern controllers and interior surfaces.

Options:

SP Special Finish _____.

SCHEDULE TYPE		Page 2 of 2			
PROJECT		Dimensions are in inches (mm).			
ENGINEER	DATE	B SERIES	SUPERSEDES	DRAWING NO.	
CONTRACTOR	3 - 3 - 04	FL	7 - 22 - 03	FTBV-1	