



CURTAIN TYPE FIRE DAMPER
 1 1/2 HR. LABEL • VERT. OR HORIZ.
 FOR USE IN STATIC SYSTEMS
 MODELS 0110V AND 0110H TYPE A



QUALIFICATIONS:

- UL 555 Classified Fire Damper. 1 1/2 hr. label. (File # 9492).
- CAN/ULC-S112 Fire Damper Assemblies.
- Meets all the requirements of UL and NFPA 90A for fire dampers in static HVAC systems.
- Meets the requirements for BOCA, SBCCI, UBC, IBC, NBC (Canada) and associated local building codes.
- California State Fire Marshal Listing No. 03225-0935:100.
- City of New York Board of Standards and Appeals. Cal. No. 460-88-SA.

The 0110 curtain fire damper is UL approved for use where local building codes require the protection of HVAC ductwork penetrations in walls, partitions or floors that have a fire resistance rating of up to 2 hours. The 0110 is classified for use only in static "fans off" systems where the HVAC system is automatically shut down in the event of a fire alarm.

STANDARD SPECIFICATION:

- FRAME:** 4 1/4" (108) wide, 22 ga. (0.85) roll-formed G60 galvanized steel.
- BLADES:** Curtain type interlocking blades, 22 ga. (0.85) roll-formed G60 galvanized steel.
- FUSIBLE LINK:** 165°F (74°C) standard. UL Listed. 212°F (100°C) available.
- BLADE CLOSURE:** Vertical mount model; gravity. Horizontal mount models are equipped with stainless steel closure springs and galvanized steel locking ramps.
- MINIMUM SIZE:** 4" x 4" (102 x 102).
- MAXIMUM SIZE:** Single Section
 Vertical or Horizontal mount: 60" x 60" (1524 x 1524).
 Multiple Section Assembly
 Vertical mount: 120" x 120" (3049 x 3049).
 Horizontal mount: 102" x 60" (2591 x 1524). See note 2.

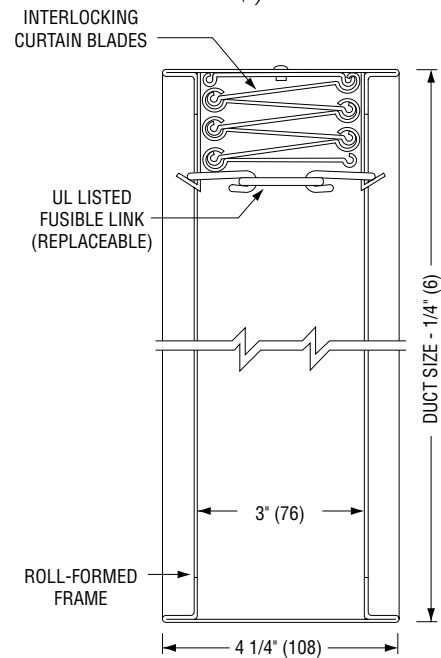
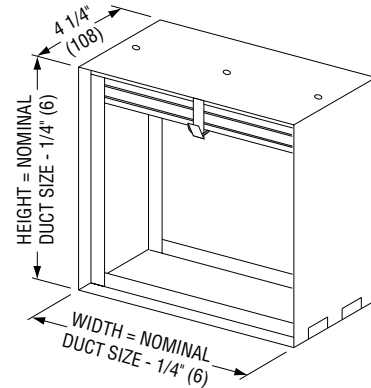
OPTIONS:

- Non-standard temperature fusible link. Specify _____.
- Pull Tab Release. Permits simple reset of horizontal damper when access door is located below damper. (See dwg. ACC-PTR for details).
- Factory Sleeve. Available in 10 (3.5) through 22 ga. (0.85) galvanized steel and in lengths required for application. Specify : _____ length. _____ ga.

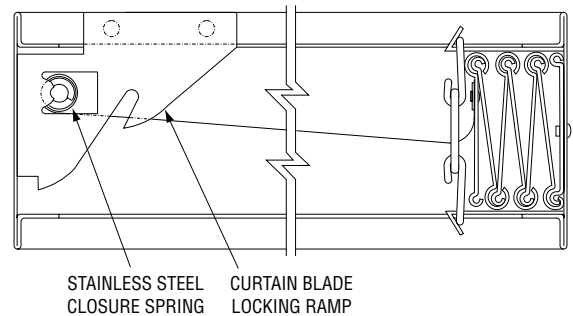
NOTES:

1. Units are manufactured 1/4" (6) under nominal duct size.
2. Individual sections of horizontal mount multiple section assembly not to exceed 34" x 60" (864 x 1524).
3. Building code and UL Classification require damper installation in accordance with manufacturer's instructions. Refer to doc. IOM-FDINST.

Manufactured by members of S.M.W.I.A.



MODEL 0110V – VERTICAL MOUNT



MODEL 0110H – HORIZONTAL MOUNT

Dimensions are in inches (mm).

SCHEDULE TYPE:				
PROJECT:				
ENGINEER:	DATE	B SERIES	SUPERSEDES	DRAWING NO.
CONTRACTOR:	10 - 6 - 06	FD	2 - 18 - 05	0100-1