



THINLINE CURTAIN FIRE DAMPER
 1 1/2 HR. LABEL • VERT. OR HORIZ.
 FOR USE IN STATIC SYSTEMS
 MODELS 0240V AND 0240H TYPE CSR



QUALIFICATIONS:

- UL 555 Classified Fire Damper. 1 1/2 hr. label. (File # 9492).
- CAN/ULC-S112 Fire Damper Assemblies.
- Meets all the requirements of UL and NFPA 90A for fire dampers in static HVAC systems.
- Meets the requirements for BOCA, SBCCI, UBC, IBC, NBC (Canada) and associated local building codes.
- California State Fire Marshal Listing No. 03225-0935:100.
- City of New York Board of Standards and Appeals. Cal. No. 460-88-SA.

The 0240 curtain fire damper is UL approved for use where local building codes require the protection of HVAC ductwork penetrations in walls, partitions or floors that have a fire resistance rating of up to 2 hours. The 0240 is classified for use only in static "fans off" systems where the HVAC system is automatically shut down in the event of a fire alarm. Type CSR square or rectangular fire dampers use full enclosure and transition collars to place the curtain blade pack and frame out of the airstream, providing 100% free area. Thinline fire dampers are only 2" (51) deep and permit installation in narrow fire partitions, transfer openings, behind grilles or in any application where clearance is restricted.

STANDARD SPECIFICATION:

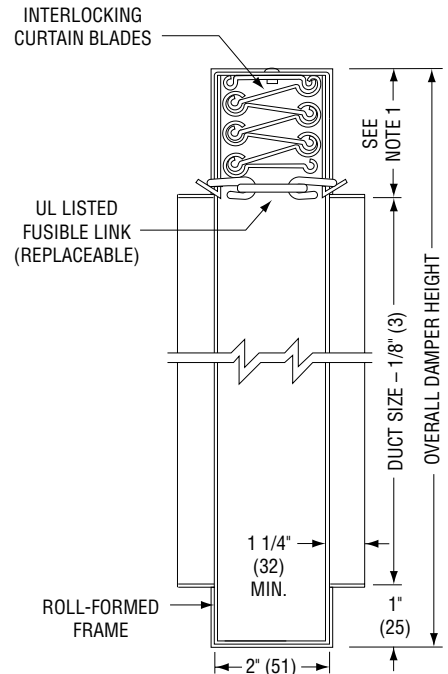
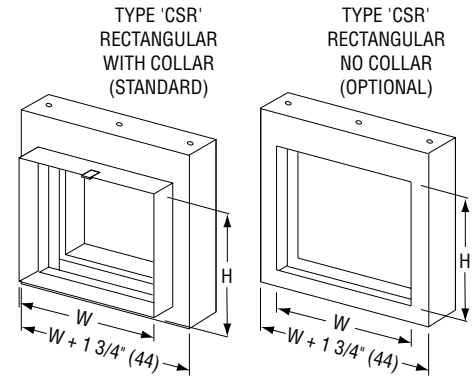
- FRAME:** 2" (51) wide, 22 ga. (0.85) roll-formed G60 galvanized steel.
- BLADES:** Curtain type interlocking blades, 22 ga. (0.85) roll-formed G60 galvanized steel.
- ENCLOSURE:** 22 ga. (0.85) galvanized steel.
- FUSIBLE LINK:** 165°F (74°C) standard. UL Listed. 212°F (100°C) available.
- BLADE CLOSURE:** Vertical mount model; gravity. Horizontal mount models are equipped with stainless steel closure springs and galvanized steel locking ramps.
- MINIMUM SIZE:** 3" x 3" (76 x 76).
- MAXIMUM SIZE:** Vertical mount: 39" x 29" (991 x 737) or 34" x 49" (864 x 1245). Horizontal mount: 39" x 29" (991 x 737). Multiple Section Assemblies are not permitted.

OPTIONS:

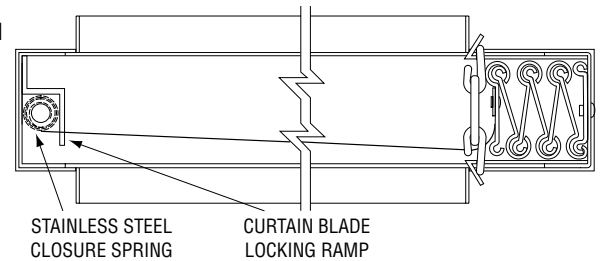
- LP Unsealed. Suitable for low pressure systems.
- HP Sealed. Suitable for medium/high pressure systems. Externally caulked. (Up to 6" w.g./1.5 kPa).
- NC No collar.
- Factory Sleeve. Available in 10 (3.5) through 22 ga. (0.85) galvanized steel and in lengths required for application. Specify : _____ length. _____ ga.

NOTES:

1. See sizing chart for relationship of duct size and damper size. Refer to dwgs. SC3 and SC4.
 2. Building code and UL Classification require damper installation in accordance with manufacturer's instructions. Refer to doc. IOM-FDTINST.
- Manufactured by members of S.M.W.I.A.



MODEL 0240V - VERTICAL MOUNT



MODEL 0240H - HORIZONTAL MOUNT

Dimensions are in inches (mm).

SCHEDULE TYPE:					
PROJECT:					
ENGINEER:		DATE	B SERIES	SUPERSEDES	DRAWING NO.
CONTRACTOR:		3 - 1 - 05	FD	8 - 2 - 02	0200-4