



WIDE FRAME CURTAIN FIRE DAMPER
1 1/2 HR. LABEL • VERT. OR HORIZONTAL
FOR USE IN STATIC SYSTEMS
MODELS 0310V AND 0310H TYPE A



QUALIFICATIONS:

- **UL 555 Classified Fire Damper. 1 1/2 hr. label. (File # 9492).**
- **CAN/ULC-S112 Fire Damper Assemblies.**
- **Meets all the requirements of UL and NFPA 90A for fire dampers in static HVAC systems.**
- **Meets the requirements for BOCA, SBCCI, UBC, IBC and associated local building codes.**
- **Meets all the requirements of NBC.**
- **California State Fire Marshal Listing No. 03225-0935:100.**
- **City of New York Board of Standards and Appeals. Cal. No. 460-88-SA.**

The 0310 curtain fire damper is UL approved for use where local building codes require the protection of HVAC ductwork penetrations in walls, partitions or floors that have a fire resistance rating of up to 2 hours. The 0310 is classified for use only in static "fans off" systems where the HVAC system is automatically shut down in the event of a fire alarm.

The wide frame design reduces the number of blades required in the curtain stack, which increases the free area and therefore reduces the pressure drop across the damper when compared to standard Type A curtain fire damper designs.

STANDARD SPECIFICATION:

- FRAME:** 6" (152) wide, 22 ga. (0.85) roll-formed G60 galvanized steel.
- BLADES:** Curtain type interlocking blades, 22 ga. (0.85) roll-formed G60 galvanized steel.
- FUSIBLE LINK:** 165°F (74°C) standard. UL Listed. 212°F (100°C) available.
- BLADE CLOSURE:** Vertical mount model; gravity.
 Horizontal mount models are equipped with stainless steel closure springs and galvanized steel locking ramps.
- MINIMUM SIZE:** 4" x 4" (102 x 102).
- MAXIMUM SIZE:** Vertical mount: 24" x 60" (610 x 1524) or 60" x 48" (1524 x 1219).
 Horizontal mount: 48" x 48" (1219 x 1219).
 Multiple Section Assemblies are not permitted.

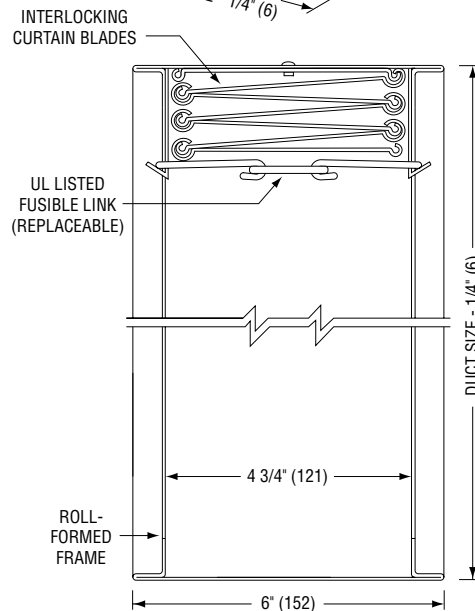
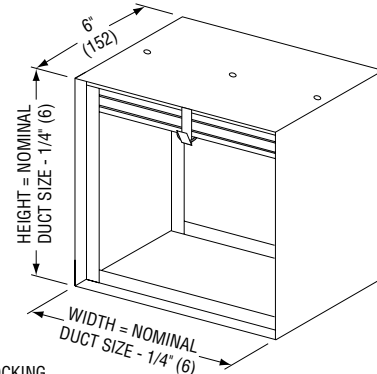
OPTIONS:

- Non-standard temperature fusible link. Specify _____.
- Pull Tab Release. Permits simple reset of horizontal damper when access door is located below damper. (See dwg. ACC-PTR for details).
- Factory Sleeve. Available in 10 (3.5) through 22 ga. (0.85) galvanized steel and in lengths required for application. Specify : _____ length. _____ ga.

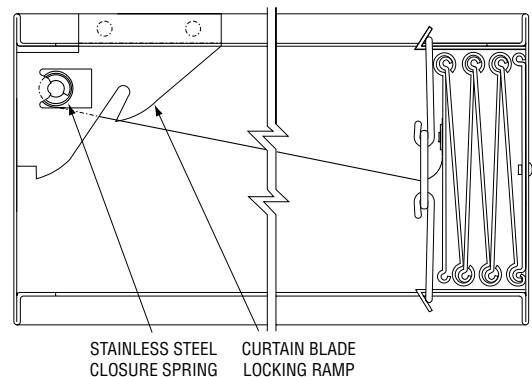
NOTES:

1. Building codes and UL Classification require damper installation in accordance with manufacturer's instructions. Refer to appropriate model installation instructions.
2. See sizing chart for blade pack depth. Refer to drawings SC5 and SC6.

Manufactured by members of S.M.W.I.A.



MODEL 0310V – VERTICAL MOUNT



MODEL 0310H – HORIZONTAL MOUNT

Dimensions are in inches (mm).

SCHEDULE TYPE:			
PROJECT:			
ENGINEER:			
CONTRACTOR:			
DATE	B SERIES	SUPERSEDES	DRAWING NO.
2 - 16 - 05	FD	8 - 2 - 02	0300-1