



CURTAIN TYPE FIRE DAMPER
3 HR. LABEL • VERTICAL OR HORIZONTAL
FOR USE IN STATIC SYSTEMS
MODELS 0530V & 0530H TYPES CR & CO



QUALIFICATIONS:

- UL 555 Classified Fire Damper. 3 hr. label. (File # 9492).
- CAN/ULC-S112 Fire Damper Assemblies.
- Meets all the requirements of UL and NFPA 90A for fire dampers in static HVAC systems.
- Meets the requirements for BOCA, SBCCI, UBC, IBC and associated local building codes.
- Meets all the requirements of NBC.
- California State Fire Marshal Listing No. 03225-0935:100.
- City of New York Board of Standards and Appeals. Cal. No. 460-88-SA.

The 0530 curtain fire damper is UL approved for use where local building codes require the protection of HVAC ductwork penetrations in walls, partitions or floors that have a fire resistance rating of up to 4 hours. The 0530 is classified for use only in static "fans off" systems where the HVAC system is automatically shut down in the event of a fire alarm.

Type CR round & CO oval fire dampers use transition collars to place the curtain blade pack and damper frame out of the airstream, providing 100% free area.

STANDARD SPECIFICATION:

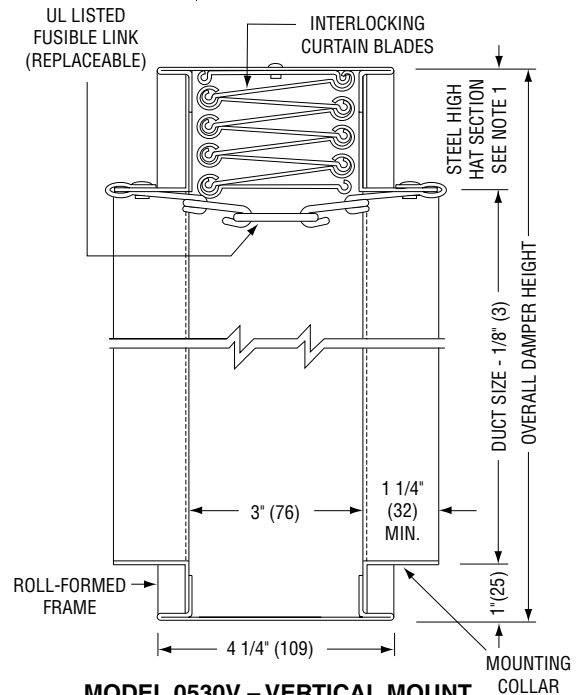
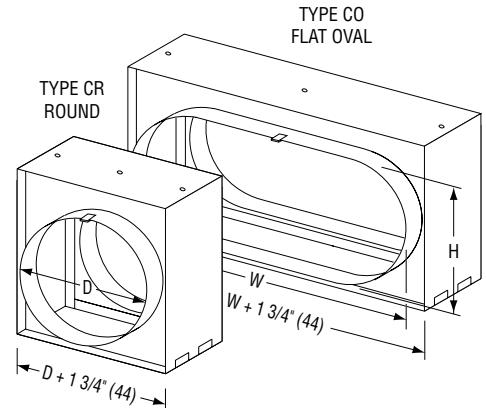
- FRAME:** 4 1/4" (108) wide, 22 ga. (0.85) roll-formed G60 galvanized steel.
- BLADES:** Curtain type interlocking blades, 22 ga. (0.85) roll-formed G60 galvanized steel.
- ENCLOSURE:** 22 ga. (0.85) galvanized steel.
- FUSIBLE LINK:** 165°F (74°C) standard. UL Listed. 212°F (100°C) available.
- BLADE CLOSURE:** Vertical mount model; gravity. Horizontal mount models are equipped with stainless steel closure springs and galvanized steel locking ramps.
- MINIMUM SIZE:** Vertical mount: 3" (76) dia.; 4" x 3" (102 x 76) oval. Horizontal mount: 4" (102) dia.; 5" x 4" (127 x 102) oval.
- MAXIMUM SIZE:** Single Section
 Vertical mount: 42" (1067) dia.; 46" x 42" (1168 x 1067) flat oval.
 Horizontal mount: 31" (787) dia.; 34" x 31" (864 x 767) flat oval.
 Multiple Section Assembly
 Vertical mount: 66" (1676) dia.; 106" x 66" (2692 x 1676) flat oval. See note 2.
 Horizontal mount: 34" (864) dia.; 70" x 31" (1778 x 787) flat oval.

OPTIONS:

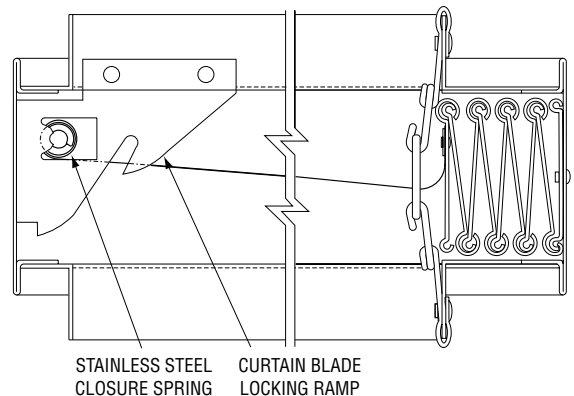
- Non-standard temperature fusible link. Specify _____.
- LP Unsealed. Suitable for low pressure systems.
- HP Sealed. Suitable for medium/high pressure systems. Externally caulked. (Up to 6" w.g./1.5 kPa).
- Factory Sleeve. Available in 10 (3.5) through 22 ga. (0.85) galvanized steel and in lengths required for application. Specify : _____ length. _____ ga.

NOTES:

1. See sizing chart for relationship of duct size and damper size. Refer to drawings SC1 and SC2.
2. Individual sections of multiple section assembly not to exceed 36" x 36" (914 x 914).
3. Building codes and UL Classification require damper installation in accordance with manufacturer's instructions. Refer to appropriate model installation instructions.



MODEL 0530V – VERTICAL MOUNT



MODEL 0530H – HORIZONTAL MOUNT

Manufactured by members of S.M.W.I.A.
 Dimensions are in inches (mm).

SCHEDULE TYPE:				
PROJECT:				
ENGINEER:	DATE	B SERIES	SUPERSEDES	DRAWING NO.
CONTRACTOR:	10 - 6 - 06	FD	3 - 1 - 05	0500-3