



EXTRUDED ALUMINUM STATIONARY LOUVER
6" (152) DEEP • J BLADE • ARCHITECTURAL
MODEL: 1606J

Model 1606J, J style blade type, is an architecturally styled 6" (152) deep louver designed with smooth, clean lines that visually compliment any structure's exterior styling. Available in channel or flanged type, the 6" (152) deep frame installs easily in most common wall configurations. Suitable for use in exhaust and low to medium velocity intake applications, the blade design features a rear water baffle and provides good protection against general weather conditions, with low pressure drop characteristics and a high free area. Reinforcing bosses run the full length of each blade for superior strength.

STANDARD CONSTRUCTION:

- FRAME:** 6" (152) deep, Type 6063-T5 extruded aluminum, .080" (2.03) nominal wall thickness. Integral caulking slot provided.
- BLADES:** Type 6063-T5 extruded aluminum, .080" (2.03) nominal wall thickness, with reinforcing bosses. J style.
- BLADE ANGLE:** Fixed at 37 degrees.
- BLADE SPACING:** Approximately 6" (152) on centers.
- BLADE SUPPORT BRACKETS:** Concealed type, factory installed on rear of louver on maximum 48" (1219) centers. Reinforced with 1" x 1" (25 x 25) angle (adds approx. 1" [25] to overall louver depth).
- MULLIONS:** Concealed architectural style allowing continuous line appearance.
- SCREEN:** 3/4" x .051 (19 x 1.3) expanded, flattened aluminum bird screen in removable frame, inside (rear) mount (adds approximately 3/8" [10] to louver depth).
- FINISH:** Mill.
- MINIMUM SIZE:** 12" W x 12" H (305 x 305).

MAXIMUM SINGLE SECTION SIZE: 120" W x 84" H (3048 x 2134) or 84" W x 120" H (2134 x 3048). 70 sq. ft. (6.5m²). Larger louvers will require field assembly of smaller sections.

OPTIONS:

- FL** Flanged Frame.
- BSSS** Type 304 S.S. Bird Screen.
- BSN** No Bird Screen.
- ISA** Aluminum Insect Screen.
- ISSS** Type 304 S.S. Insect Screen.
- WE** Welded Construction.
- ESI** Extended Sill.
- FR1** 1" (25) Filter Rack.
- FR2** 2" (51) Filter Rack.
- PAC** Perimeter Anchor Clips.
- Other:** _____.

OPTIONAL FINISHES:

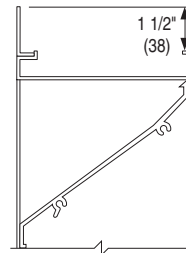
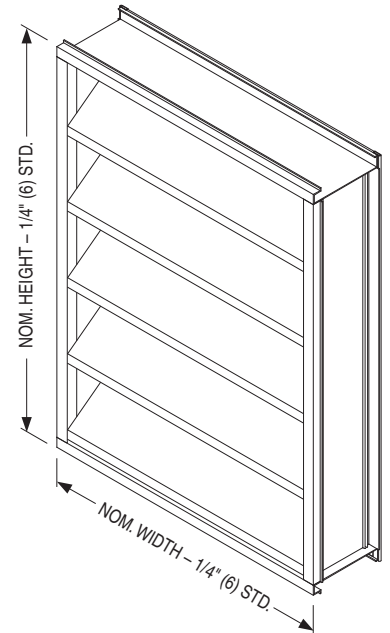
- PC3** Powder Coat AAMA 2603. Color: _____.
- PC4** High Performance Powder Coat AAMA 2604 (Equivalent to 50% Kynar®). Color: _____.
- PC5** Fluoropolymer Powder Coat AAMA 2605 (Equivalent to 70% Kynar®). Color: _____.
- PCC** Prime Coat.
- AN04** Clear Anodized 204-R1.
- AN15** Clear Anodized 215-R1.

Color Anodized:

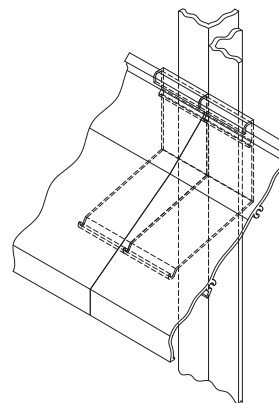
- ANLB** Light Bronze.
- ANDB** Dark Bronze.
- ANMB** Medium Bronze.
- ANBK** Black.

OPTIONAL W x H SIZING (1/4" [6.5] Undersize standard):

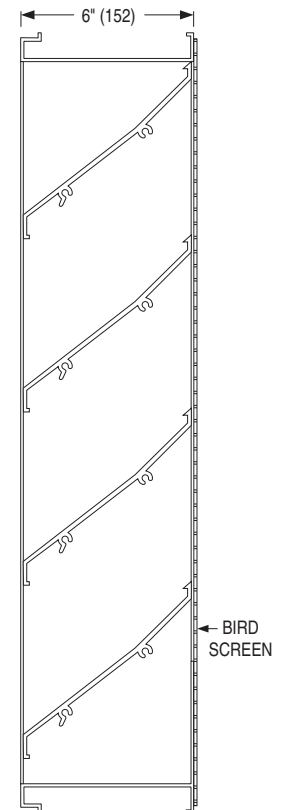
- U00** Exact Size.
- U38** Undersize 3/8" (9.5).
- U50** Undersize 1/2" (12.7).



FLANGED FRAME (FL)
(OPTIONAL)



ARCHITECTURAL STYLE
CONCEALED MULLION DETAIL



BIRD SCREEN

SCHEDULE TYPE:
PROJECT:
ENGINEER:
CONTRACTOR:

Page 1 of 2
Dimensions are in inches (mm).

DATE	B SERIES	SUPERSEDES	DRAWING NO.
12 - 1 - 10	1600	NEW	1606J



EXTRUDED ALUMINUM STATIONARY LOUVER
6" (152) DEEP • J BLADE • ARCHITECTURAL
PERFORMANCE DATA
MODEL: 1606J

FREE AREA in Square Feet and Square Meters

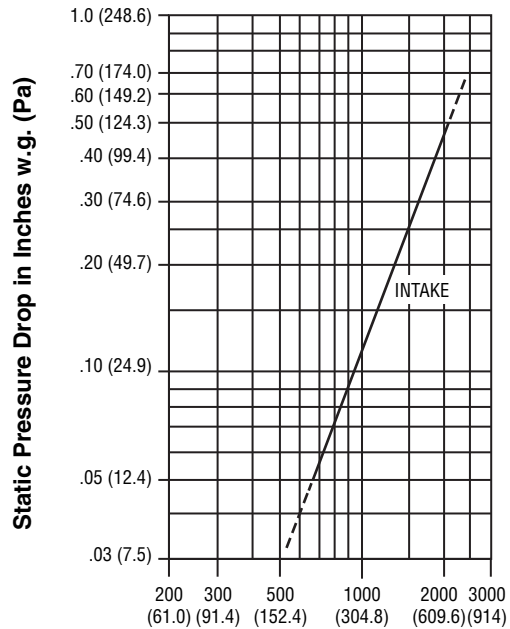
		Width in Inches and Meters																		
		12	18	24	30	36	42	48	54	60	66	72	78	84	90	96	102	108	114	120
Height in Inches and Meters	12	0.21	0.33	0.45	0.57	0.69	0.81	0.93	1.05	1.17	1.29	1.41	1.53	1.65	1.77	1.89	2.02	2.14	2.26	2.38
	0.30	0.02	0.03	0.04	0.05	0.06	0.08	0.09	0.10	0.11	0.12	0.13	0.14	0.15	0.16	0.18	0.19	0.20	0.21	0.22
	18	0.48	0.75	1.03	1.31	1.59	1.87	2.14	2.42	2.70	2.98	3.26	3.54	3.81	4.09	4.37	4.65	4.93	5.21	5.48
	0.46	0.04	0.07	0.10	0.12	0.15	0.17	0.20	0.23	0.25	0.28	0.30	0.33	0.35	0.38	0.41	0.43	0.46	0.48	0.51
	24	0.75	1.18	1.62	2.06	2.50	2.94	3.37	3.81	4.25	4.69	5.12	5.56	6.00	6.44	6.87	7.31	7.75	8.19	8.62
	0.61	0.07	0.11	0.15	0.19	0.23	0.27	0.31	0.35	0.39	0.44	0.48	0.52	0.56	0.60	0.64	0.68	0.72	0.76	0.80
	30	1.02	1.62	2.21	2.81	3.41	4.01	4.60	5.20	5.80	6.40	6.99	7.59	8.19	8.78	9.38	9.98	10.58	11.17	11.77
	0.76	0.09	0.15	0.21	0.26	0.32	0.37	0.43	0.48	0.54	0.59	0.65	0.71	0.76	0.82	0.87	0.93	0.98	1.04	1.09
	36	1.29	2.05	2.81	3.56	4.32	5.08	5.84	6.59	7.35	8.11	8.86	9.62	10.38	11.14	11.89	12.65	13.41	14.16	14.92
	0.91	0.12	0.19	0.26	0.33	0.40	0.47	0.54	0.61	0.68	0.75	0.82	0.89	0.96	1.03	1.10	1.18	1.25	1.32	1.39
	42	1.52	2.40	3.29	4.18	5.07	5.96	6.84	7.73	8.62	9.51	10.40	11.28	12.17	13.06	13.95	14.84	15.72	16.61	17.50
	1.07	0.14	0.22	0.31	0.39	0.47	0.55	0.64	0.72	0.80	0.88	0.97	1.05	1.13	1.21	1.30	1.38	1.46	1.54	1.63
	48	1.79	2.84	3.88	4.93	5.98	7.04	8.13	9.12	10.17	11.22	12.27	13.31	14.36	15.41	16.46	17.50	18.55	19.60	20.65
	1.22	0.17	0.26	0.36	0.46	0.56	0.65	0.76	0.85	0.94	1.04	1.14	1.24	1.33	1.43	1.53	1.63	1.72	1.82	1.92
	54	2.06	3.27	4.48	5.68	6.89	8.10	9.31	10.51	11.72	12.93	14.14	15.34	16.55	17.76	18.97	20.17	21.38	22.59	23.80
	1.37	0.19	0.30	0.42	0.53	0.64	0.75	0.86	0.98	1.09	1.20	1.31	1.43	1.54	1.65	1.76	1.87	1.99	2.10	2.21
	60	2.34	3.70	5.07	6.44	7.80	9.17	10.54	11.91	13.27	14.64	16.01	17.38	18.74	20.11	21.48	22.84	24.21	25.58	26.95
	1.52	0.22	0.34	0.47	0.60	0.73	0.85	0.98	1.11	1.23	1.36	1.49	1.61	1.74	1.87	2.00	2.12	2.25	2.38	2.50
66	2.61	4.14	5.66	7.19	8.72	10.24	11.77	13.30	14.83	16.35	17.88	19.41	20.93	22.46	23.99	25.52	27.04	28.57	30.10	
1.68	0.24	0.38	0.53	0.67	0.81	0.95	1.09	1.24	1.38	1.52	1.66	1.80	1.94	2.09	2.23	2.37	2.51	2.65	2.80	
72	2.88	4.57	6.26	7.94	9.63	11.32	13.00	14.69	16.38	18.07	19.75	21.44	23.13	24.81	26.50	28.19	29.87	31.56	33.25	
1.83	0.27	0.42	0.58	0.74	0.89	1.05	1.21	1.36	1.52	1.68	1.84	1.99	2.15	2.31	2.46	2.62	2.78	2.93	3.09	
78	3.16	5.00	6.85	8.70	10.54	12.39	14.24	16.08	17.93	19.78	21.63	23.47	25.32	27.17	29.01	30.86	32.71	34.55	36.40	
1.98	0.29	0.46	0.64	0.81	0.98	1.15	1.32	1.49	1.67	1.84	2.01	2.18	2.35	2.52	2.70	2.87	3.04	3.21	3.38	
84	3.43	5.44	7.44	9.45	11.46	13.46	15.47	17.48	19.48	21.49	23.50	25.51	27.51	29.52	31.53	33.53	35.54	37.55	39.55	
2.13	0.32	0.50	0.69	0.88	1.06	1.25	1.44	1.62	1.81	2.00	2.18	2.37	2.56	2.74	2.93	3.12	3.30	3.49	3.67	
90	3.70	5.87	8.04	10.20	12.37	14.54	16.70	18.87	21.04	23.21	25.37	27.54	29.71	31.87	34.04	36.21	38.37	40.54	42.71	
2.29	0.34	0.55	0.75	0.95	1.15	1.35	1.55	1.75	1.95	2.16	2.36	2.56	2.76	2.96	3.16	3.36	3.57	3.77	3.97	
96	3.98	6.30	8.63	10.96	13.28	15.61	17.94	20.26	22.59	24.92	27.25	29.57	31.90	34.23	36.55	38.88	41.21	43.53	45.86	
2.44	0.37	0.59	0.80	1.02	1.23	1.45	1.67	1.88	2.10	2.32	2.53	2.75	2.96	3.18	3.40	3.61	3.83	4.04	4.26	

AIRFLOW/WATER PENETRATION DATA
for 48" x 48" (1219 x 1219) Louver Size

Free Area %	51%
Free Area sq. ft. (sq. m.)	8.13 (0.76)
Free Area Velocity at Point of Beginning Water Penetration at .01 oz./sq. ft. (3 ml/sq. m) (15 min. test duration)	1029 fpm (314 m/min.)
Air Volume at 1029 fpm	8366 cfm (3948 l/s)
Free Area Velocity	
Pressure Drop @ 1029 fpm	.13 in. w.g. (32 Pa)

NOTE: To minimize water penetration when sizing intake louvers, select a Free Area Velocity that is **below** the point of beginning water penetration.

PRESSURE DROP



Air Velocity in Feet (Meters) Per Minute Through Free Area
 Louver test size: 48" x 48" (1219 x 1219 mm). Standard air density @ 0.075 lbs/ft³.

SCHEDULE TYPE:	Page 2 of 2			
PROJECT:	Dimensions are in inches (mm).			
ENGINEER:	DATE	B SERIES	SUPERSEDES	DRAWING NO.
CONTRACTOR:	12 - 1 - 10	1600	NEW	1606J