



AIRFOIL CONTROL DAMPER
EXTRUDED ALUMINUM BLADE
ULTRA-LOW LEAKAGE • HIGH PERFORMANCE
MODELS: 2010 & 2020 WITH IB INSULATED BLADE & EAF EXTRUDED ALUMINUM FRAME OPTION

AMCA LICENSED

The 2000 Series dampers are Nailor's premium choice for use in high velocity, medium pressure commercial and industrial HVAC systems. They offer unsurpassed leakage (Class 1A) and pressure drop characteristics for superior performance that meets the International Energy Conservation Code maximum leakage for building envelope dampers criteria of 3 cfm/ft² @ 1" w.g. (15.2 L/s/m² @ 0.25 kPa). Model 2020 is an AMCA licensed damper bearing the AMCA Air Leakage and Air Performance Seal. Leakage rating is maintained with airflow in either direction, permitting right or left-hand drive installation. Insulation in each blade and optional insulation around the perimeter of three sides of the frame minimizes energy loss through the closed damper by reducing thermal conductivity. Option EAF provides a heavy duty extruded aluminum hat channel frame with hat mounting flanges.

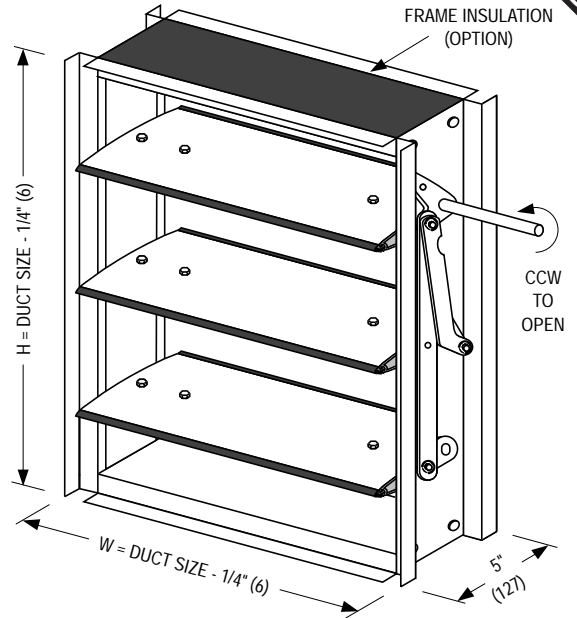
STANDARD CONSTRUCTION:

- FRAME:** 5" x 7/8" x 0.125" (127 x 22 x 3.2)
Type 6063-T5 extruded aluminum frame.
- BLADES:** Airfoil type 6063-T5 extruded aluminum on 5 1/2" (140) centers.
- INSULATION:** Polyurethane foam (R value 2.19) in blades (standard). Polystyrene foam in frame (option).
- LINKAGE:** Concealed side type totally enclosed within the frame and out of the air stream. Plated steel.
- BEARINGS:** 1/2" (13) dia. Oilite® self-lubricating oilite bronze.
- AXLES:** 1/2" (13) dia. plated steel double bolted to blades.
- DRIVE SHAFT:** 6" (152) long x 1/2" (13) dia. rigid drive shaft on all single section dampers. A 1/2" (13) or 1" (25) dia. factory installed jackshaft is standard on all multiple section dampers. See multi-section detail 2000 MSI.
- BLADE SEALS:** Silicone. Mechanically locked in place.
- JAMB SEALS:** Cambered stainless steel.
- MINIMUM SIZE:** Single blade (parallel) 8" x 8" (203 x 203).
Two blades (parallel or opposed) 8" x 12" (203 x 305).
- MAXIMUM SIZE:** Single section size is 60" x 72" (1524 x 1829).
Multiple section - unlimited.
- TEMPERATURE RANGE**
-50°F to 250°F (-45°C to 157°C)

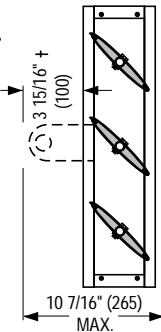
OPTIONS:

- IBF** Insulated frame (and blades) (2 sides min.)
- SMP** Side mounting plate for actuator
- DLO** Lock-on drive shaft
- BS** Type 304 stainless steel bearings
- SSA** Type 304 stainless steel axles
- SSL** Type 304 stainless steel linkage (includes axles & bearings)
- Other _____.

Nailor offers a wide selection of pneumatic and electric actuators for factory or field installation.

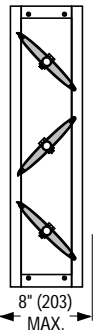


MODEL 2010IBEAF PARALLEL BLADE

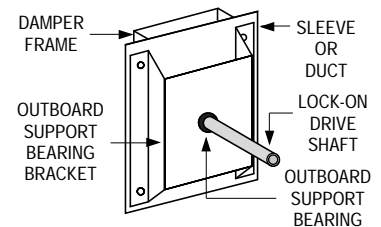


+ jackshaft standard on multiple section dampers. Jackshaft securely bolted to frame.

MODEL 2020IBEAF OPPOSED BLADE



Optional lock-on drive shaft support bracket detail.



SCHEDULE TYPE:

PROJECT:

ENGINEER:

CONTRACTOR:

Dimensions are in inches (mm).

DATE	A SERIES	SUPERSEDES	DRAWING NO.
1 - 16 - 07	2000	3 - 3 - 06	2000-4