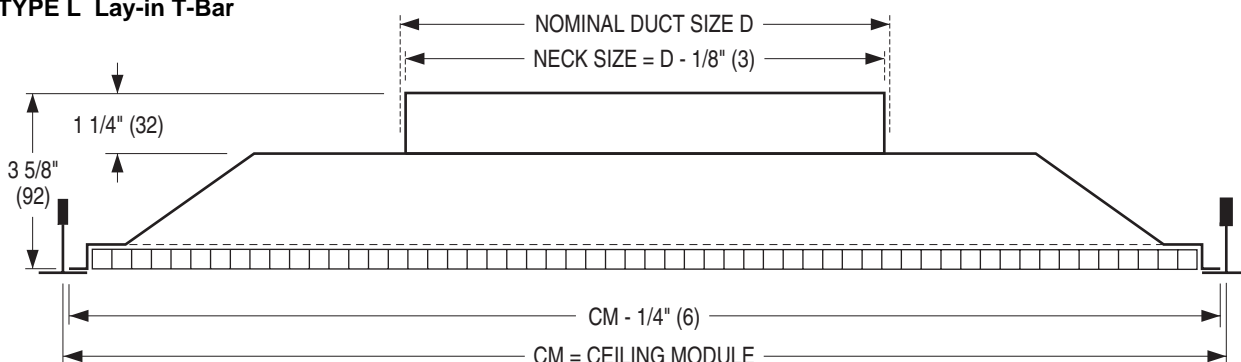




EGGCRATE RETURN CEILING DIFFUSERS ROUND OR SQUARE NECK MODELS: 4260, 4260AA

TYPE L Lay-in T-Bar



Available Combinations of Ceiling Module vs. Neck Size

Ceiling Module CM		Nominal Duct Size D			
Imperial Modules	Metric Modules	Round Neck		Square Neck	
		Imperial Units (in.)	Metric Units (mm)	Imperial Units (in.)	Metric Units (mm)
12 x 12	300 x 300	6, 8	152, 203	6 x 6, 8 x 8	152 x 152, 203 x 203
24 x 12	600 x 300	6, 8	152, 203	6 x 6, 8 x 8, 18 x 6	152 x 152, 203 x 203, 457 x 152
20 x 20	500 x 500	6, 8, 10, 12, 14	152, 203, 254, 305, 356	6 x 6, 8 x 8, 10 x 10	152 x 152, 203 x 203, 254 x 254
24 x 24	600 x 600	6, 8, 10, 12, 14, 15, 16, 18	152, 203, 254, 305, 356, 381, 406, 457	6 x 6, 8 x 8, 10 x 10, 12 x 12, 14 x 14, 15 x 15, 16 x 16, 18 x 18	152 x 152, 203 x 203, 254 x 254, 305 x 305, 356 x 356, 381 x 381, 406 x 406, 457 x 457

DESCRIPTION:

1. Material: Corrosion-resistant steel backpan with 1/2" x 1/2" x 1/2" (13 x 13 x 13) aluminum grid core. (Model 4260 is standard).
2. Full face eggcrate architecturally pleasing design provides a high free area for high volume capacity with low sound levels and pressure drop. This version is for ducted return applications; for connection to flexible or rigid round duct or square duct.
3. Removable core. Secured with four semi-concealed screws.
4. Optional damper for balancing is supplied with steel barbed S-clips for easy field mounting directly on the neck. Adjustment is with a flat blade screwdriver through the face.
5. Standard finish is AW Appliance White.

OPTIONS:

Aluminum core with aluminum frame. (Model 4260AA).

Finish:

- BA Black back pan with Appliance White face.
 SP Special _____.

ACCESSORIES (ordered separately):

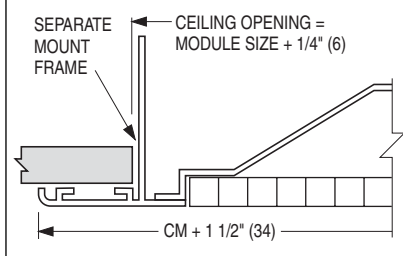
Round Neck:

- 4250 Radial sliding damper.
 4275 Radial opposed blade damper.

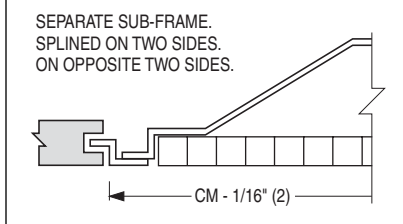
Square Neck:

- OBD Type SL. Steel opposed blade damper.
 OBD-A Type SL. Aluminum opposed blade damper.

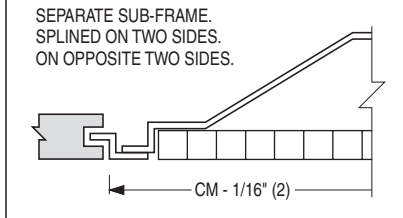
TYPE S Surface Mount



TYPE SP Spline



TYPE M Metal Pan (Snap-in)



SCHEDULE TYPE:

PROJECT:

ENGINEER:

CONTRACTOR:

Dimensions are in inches (mm).

DATE

B SERIES

SUPERSEDES

DRAWING NO.

5 - 21 - 03

4200

NEW

4260-2