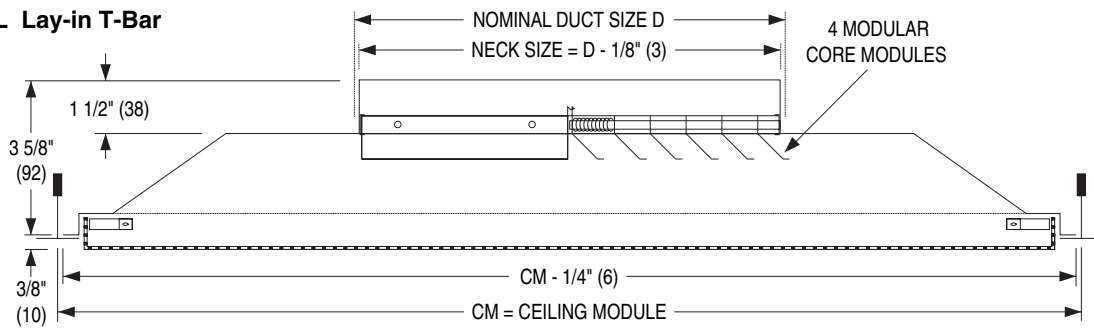




**PERFORATED CEILING DIFFUSERS**  
 MODULAR CORE • SUPPLY • DROP FACE • 1, 2,  
 3 OR 4-WAY ADJUSTABLE DISCHARGE PATTERN  
**MODELS: 4325M, 4325MA**

**TYPE L Lay-in T-Bar**



**Available Combinations of Ceiling Module vs. Neck Size**

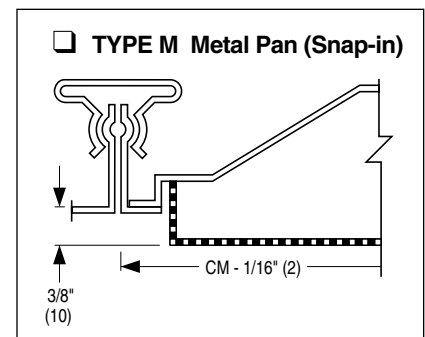
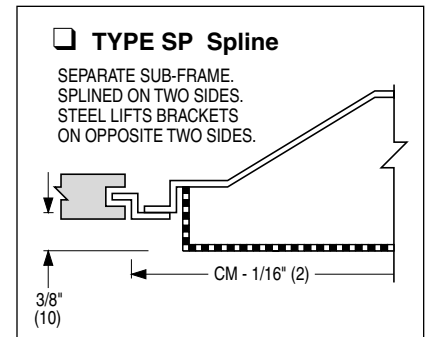
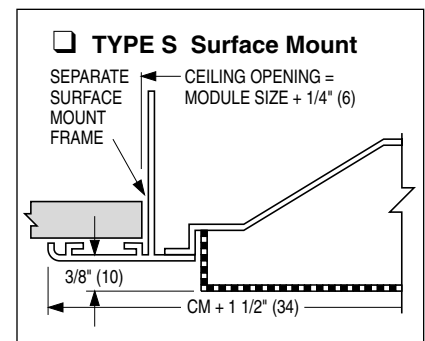
Ceiling Module CM		Nominal Duct Size D	
Imperial Modules	Metric Modules	Square Neck	
		Imperial Units (in.)	Metric Units (mm)
12 x 12	300 x 300	6 x 6, 8 x 8	152 x 152, 203 x 203
24 x 24	600 x 600	6 x 6, 8 x 8	152 x 152, 203 x 203
		10 x 10, 12 x 12	254 x 254, 305 x 305
		14 x 14, 15 x 15	356 x 356, 381 x 381
		16 x 16, 18 x 18	406 x 406, 457 x 457
		20 x 20	508 x 508

**DESCRIPTION:**

1. Material: Corrosion-resistant steel.
2. The engineered design, (four individual, spring-loaded, modular pattern controllers), maintains a tight, uniform horizontal throw pattern from maximum to minimum cataloged air volumes.  
Discharge pattern can adjust to 1, 2, 3 or 4-way horizontal, before or after installation. Discharge pattern is adjusted by dropping the perforated face and rotating the pattern deflectors. Diffusers are shipped from the factory with a 4-way discharge pattern.
3. Removable face has concealed latches for easy access to optional damper.
4. Perforated face has 3/16" (5) diameter holes on 1/4" (6) staggered centres.
5. Excellent performance in VAV systems.
6. Standard finish is AW Appliance White.

**OPTIONS:**

- Aluminum perforated face/steel backpan. (Model 4325MA).
  - EX External Foil-Back Insulation, installed - R-4.2
  - EXB External Foil-Back Insulation, ships loose - R-4.2
  - MIB Molded Insulation Blanket - R-6.0 (24 x 24 only)
- Finish:
- BA Black back pan and deflectors with Appliance White face.
  - SP Special \_\_\_\_\_.



<b>SCHEDULE TYPE:</b>		Dimensions are in inches (mm).			
<b>PROJECT:</b>					
<b>ENGINEER:</b>	<b>DATE</b>	<b>B SERIES</b>	<b>SUPERSEDES</b>	<b>DRAWING NO.</b>	
<b>CONTRACTOR:</b>	11 - 2 - 07	4300	10 - 25 - 05	4325M	