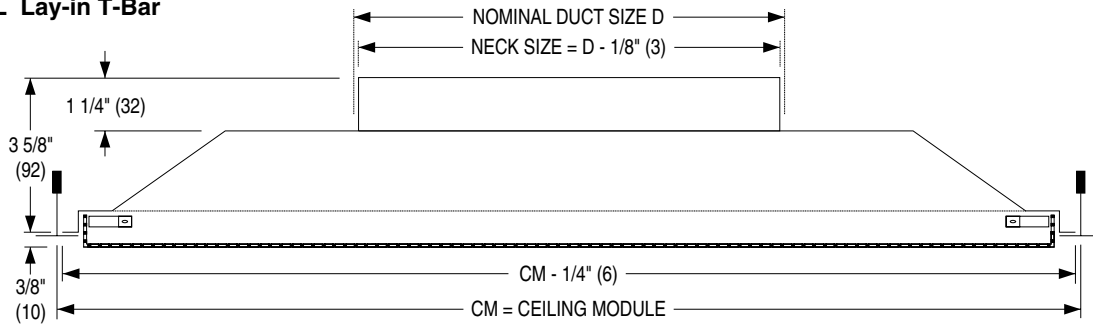




PERFORATED CEILING DIFFUSERS
RETURN • DROP FACE • ROUND OR SQ. NECK
MODELS: 4365, 4365A

TYPE L Lay-in T-Bar



Available Combinations of Ceiling Module vs. Neck Size

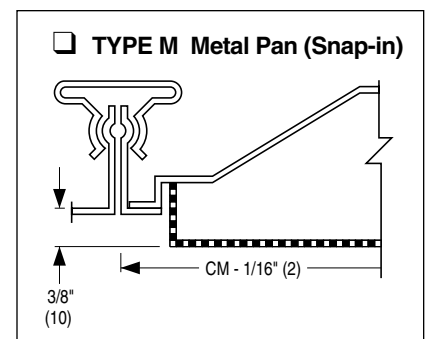
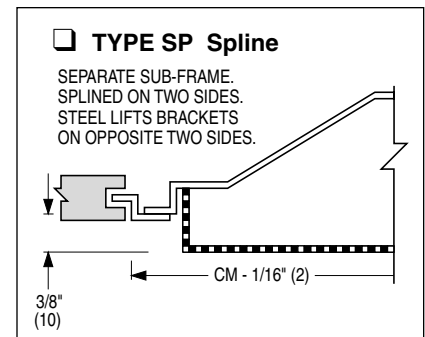
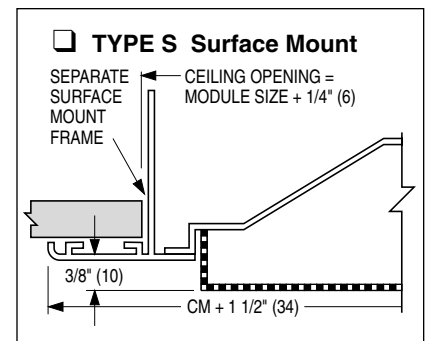
Ceiling Module CM		Nominal Duct Size D			
Imperial Modules	Metric Modules	Round Neck		Square Neck	
		Imperial Units (in.)	Metric Units (mm)	Imperial Units (in.)	Metric Units (mm)
12 x 12	300 x 300	6, 8	152, 203	6 x 6, 8 x 8	152 x 152, 203 x 203
24 x 12	600 x 300	6, 8	152, 203	6 x 6, 8 x 8, 18 x 6	152 x 152, 203 x 203, 457 x 152
20 x 20	500 x 500	6, 8, 10, 12, 14	152, 203, 254, 305, 356	6 x 6, 8 x 8, 10 x 10	152 x 152, 203 x 203, 254 x 254
24 x 24	600 x 600	6, 8, 10, 12, 14, 15, 16, 18	152, 203, 254, 305, 356, 381, 406, 457	6 x 6, 8 x 8, 10 x 10, 12 x 12, 14 x 14, 15 x 15, 16 x 16, 18 x 18	152 x 152, 203 x 203, 254 x 254, 305 x 305, 356 x 356, 381 x 381, 406 x 406, 457 x 457
		6, 8, 10, 12, 14, 15, 16, 18	152, 203, 254, 305, 356, 381, 406, 457	6 x 6, 8 x 8, 10 x 10, 12 x 12, 14 x 14, 15 x 15, 16 x 16, 18 x 18	152 x 152, 203 x 203, 254 x 254, 305 x 305, 356 x 356, 381 x 381, 406 x 406, 457 x 457
		6, 8, 10, 12, 14, 15, 16, 18	152, 203, 254, 305, 356, 381, 406, 457	6 x 6, 8 x 8, 10 x 10, 12 x 12, 14 x 14, 15 x 15, 16 x 16, 18 x 18	152 x 152, 203 x 203, 254 x 254, 305 x 305, 356 x 356, 381 x 381, 406 x 406, 457 x 457

DESCRIPTION:

1. Material: Corrosion-resistant steel.
2. Designed to match supply air models 4320, 4320CB, 4320F and 4320M in appearance and construction detail, except that the air pattern controllers are not required and are omitted. This version is for ducted return applications; for connection to flexible or rigid round duct or square duct.
3. Removable face has concealed latches for easy access to optional damper.
4. Perforated face has 3/16" (5) diameter holes on 1/4" (6) staggered centres.
5. Standard finish is AW Appliance White.

OPTIONS:

- Aluminum perforated face/steel backpan. (Model 4365A).
 - EX External Foil-Back Insulation, installed - R-4.2 (24 x 24 max.)
 - EXB External Foil-Back Insulation, ships loose - R-4.2 (24 x 24 max.)
 - MIB Molded Insulation Blanket - R-6.0 (24 x 24 only)
- Finish:
- BA Black back pan with Appliance White face.
 - SP Special _____.



Dimensions are in inches (mm).

SCHEDULE TYPE:				
PROJECT:				
ENGINEER:	DATE	B SERIES	SUPERSEDES	DRAWING NO.
CONTRACTOR:	11 - 5 - 07	4300	21 - 4 - 99RR	4365-2