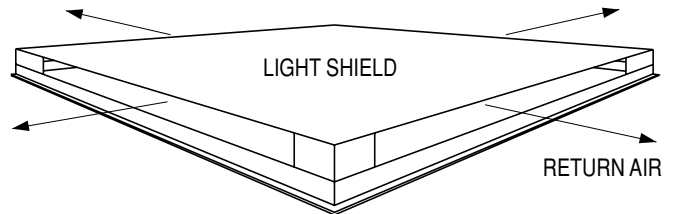
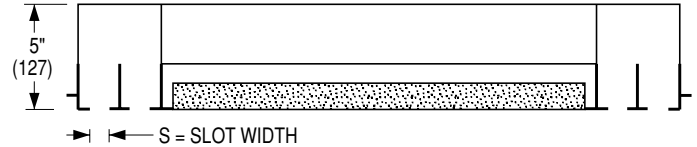
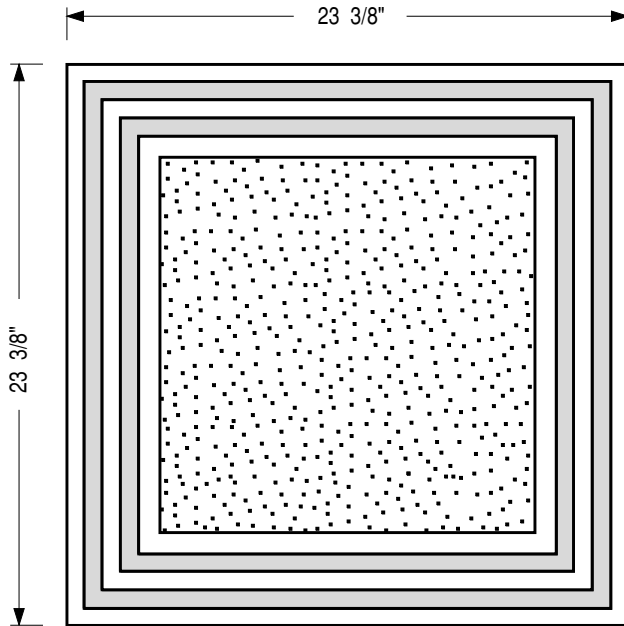




ARCHITECTURAL CEILING TILE SLOT DIFFUSER
RETURN • 24" x 24" MODULE
MODELS: 5075R CTD-F 3/4" SLOT
5010R CTD-F 1" SLOT

FOR "FINELINE®" TYPE AND NARROW REGRESSED T-BAR CEILINGS



MODEL TYPE:

- 5075R CTD-F 3/4" SLOT
- 5010R CTD-F 1" SLOT

NO. OF SLOTS:

- 1 SLOT 3 SLOT
- 2 SLOT 4 SLOT

OPTIONS:

- SP Special Paint Finish _____.

NO. OF SLOTS	CEILING TILE CUTTING DIMENSION	
	SLOT WIDTHS (S)	
	3/4"	1"
1	20 1/8 x 20 1/8	19 5/8 x 19 5/8
2	17 1/8 x 17 1/8	16 1/8 x 16 1/8
3	14 1/8 x 14 1/8	12 5/8 x 12 5/8
4	11 1/8 x 11 1/8	9 1/8 x 9 1/8

NOTES:

- The Nailor 5000 CTD-F Series has been designed with the architect in mind to provide an unobtrusive high performance ceiling diffuser that utilizes a center ceiling tile matching the surrounding ceiling system.
- The Nailor 5000R CTD-F Series has been designed as a matching return to compliment the supply diffuser. The unit is similar in design but minus pattern controllers. For ductless plenum return applications, the 5000R CTD-F incorporates a light shield to block out light and prevent see-through.
- The 5000R CTD-F Series is designed for use with "Donn Fineline" and "Chicago Ultraline 3500/3600" type narrow regressed T-bar ceiling systems.
- MATERIAL:** Extruded aluminum face with staked and welded mitered corners. Steel pattern controllers and light shield. Light shield is easily removable for installation of ceiling tile (by others).
- FINISH:** AW Appliance white face. Interior of light shield is painted flat black.

FINELINE® is a registered trademark of USG Interiors Inc.

SCHEDULE TYPE:	Dimensions are in inches (mm).			
PROJECT:				
ENGINEER:	DATE	B SERIES	SUPERSEDES	DRAWING NO.
CONTRACTOR:	10 - 13 - 09	5000	31 - 8 - 00R	5000R-CTDF