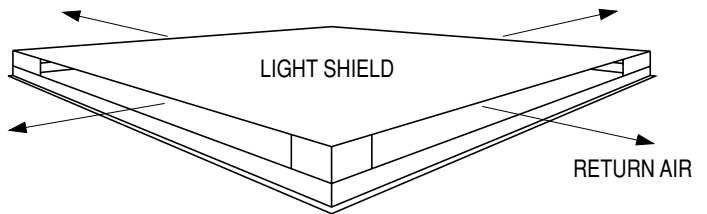
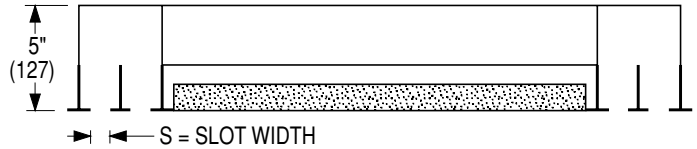
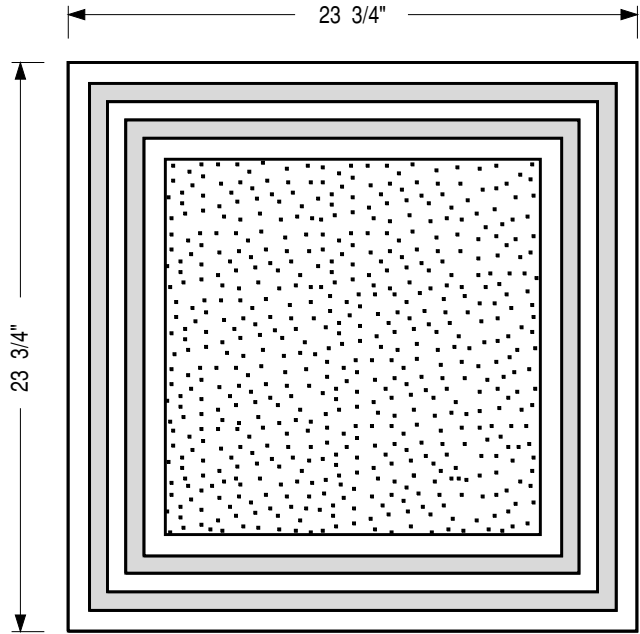




ARCHITECTURAL CEILING TILE SLOT DIFFUSER
RETURN • 24" x 24" MODULE
MODELS: 5075R CTD 3/4" SLOT
5010R CTD 1" SLOT

FOR STANDARD WIDTH AND NARROW GRID LAY-IN T-BAR CEILINGS



MODEL TYPE:

- 5075R CTD 3/4" SLOT
- 5010R CTD 1" SLOT

NO. OF SLOTS:

- 1 SLOT 3 SLOTS
- 2 SLOTS 4 SLOTS

OPTIONS:

- SP Special Paint Finish _____.

NO. OF SLOTS	CEILING TILE CUTTING DIMENSION	
	SLOT WIDTHS (S)	
	3/4"	1"
1	19 1/2 x 19 1/2	19 x 19
2	16 1/2 x 16 1/2	15 1/2 x 15 1/2
3	13 1/2 x 13 1/2	12 x 12
4	10 1/2 x 10 1/2	8 1/2 x 8 1/2

NOTES:

- The Nailor 5000 CTD Series has been designed with the architect in mind to provide an unobtrusive high performance ceiling diffuser that utilizes a center ceiling tile matching the surrounding ceiling system.
- The Nailor 5000R CTD Series has been designed as a matching return to compliment the supply diffuser. The unit is similar in design but minus pattern controllers. For ductless plenum return applications, the 5000R CTD incorporates a light shield to block out light and prevent see-through.
- The 5000R CTD Series is designed for use with standard 15/16" T-bar and narrow 9/16" flat T-bar ceiling systems.
- MATERIAL:** Extruded aluminum face with staked and welded mitered corners. Steel pattern controllers and light shield. Light shield is easily removable for installation of ceiling tile (by others).
- FINISH:** AW Appliance white face. Interior of light shield is painted flat black.

SCHEDULE TYPE:		Dimensions are in inches (mm).			
PROJECT:					
ENGINEER:	DATE	B SERIES	SUPERSEDES	DRAWING NO.	
CONTRACTOR:	10 - 13 - 09	5000	31 - 8 - 00R	5000R-CTD	