
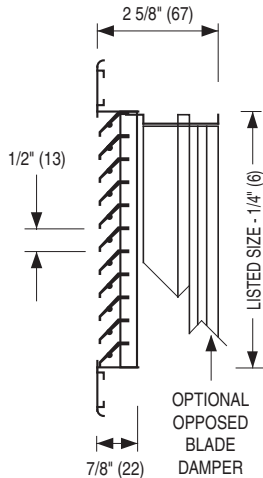




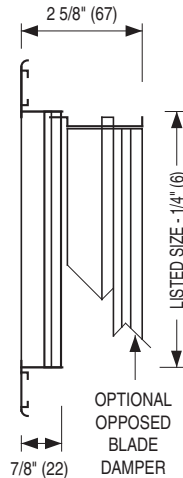
**ALUMINUM RETURN GRILLES & REGISTERS**  
**FIXED BLADES • 1/2" (13) CENTERS**  
**MODELS: 5155H(-O) & 5155V(-O) TYPE S**



**Model 5155H**



**MODEL 5155H**  
Horizontal Blades



**MODEL 5155V**  
Vertical Blades

**MODEL 5155H**  
Single Deflection Grille  
Fixed 45° Horizontal Blades

**MODEL 5155H-O**  
Single Deflection Register  
Fixed 45° Horizontal Blades  
(Includes O. B. Damper)

**MODEL 5155V**  
Single Deflection Grille  
Fixed 45° Vertical Blades

**MODEL 5155V-O**  
Single Deflection Register  
Fixed 45° Vertical Blades  
(Includes O. B. Damper)

**DESCRIPTION:**

1. Construction: Extruded aluminum. Rigid heavy-gauge frame mechanically interlocked with reinforced mitered corners. Rigid streamlined shape solid blades on 1/2" (13) centers are fixed at 45 degrees. Concealed rear reinforcing mullions on maximum 16" (406) centers produce a continuous louvered blade appearance.
2. Optional roll-formed steel opposed blade damper has a concealed lever operator.
3. Minimum size is 4" x 4" (102 x 102).  
Maximum size is 48" x 48" (1219 x 1219).
4. Type S Surface mount standard frame has a 1 1/4" (32) face border and a 1" (25) overlap margin.
5. Standard fastening is Type A countersunk screw holes.
6. Standard finish is AW Appliance White.

**OPTIONS:**

1. Finish:
  - AL Aluminum
  - SP Special \_\_\_\_\_
2. Fastening (surface mount only):
  - Type N None.
3.  OA Aluminum opposed blade damper (model suffix).
4.  Type NF Narrow frame with 1" (25) face border and a 3/4" (19) overlap margin. O.A. flange to flange dim. = listed size + 1 1/4" (32).
5.  PF Plaster frame
6.  IS Insect screen
7.  Other \_\_\_\_\_

**SCHEDULE TYPE:**

**PROJECT:**

**ENGINEER:**

**CONTRACTOR:**

Dimensions are in inches (mm).

DATE	B SERIES	SUPERSEDES	DRAWING NO.
2 - 1 - 11	5100	5100-38/15-3-00R	5100-7