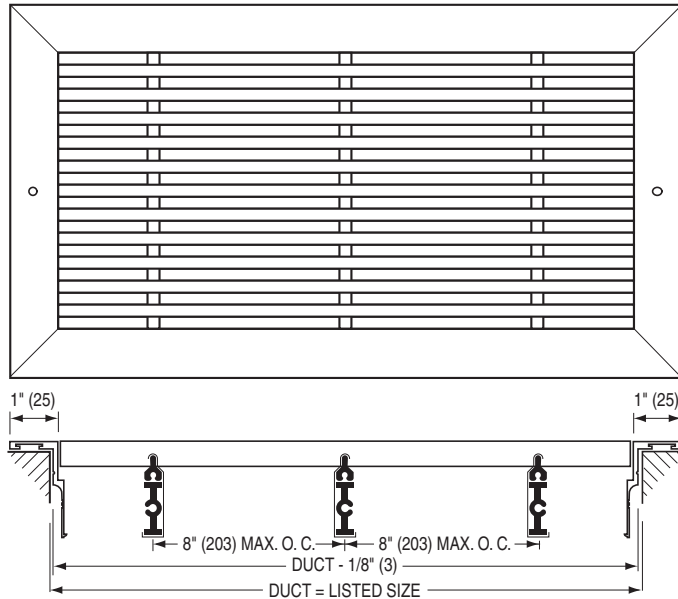
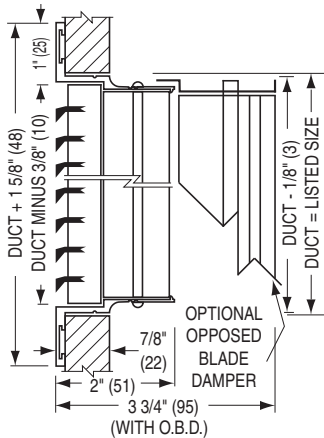




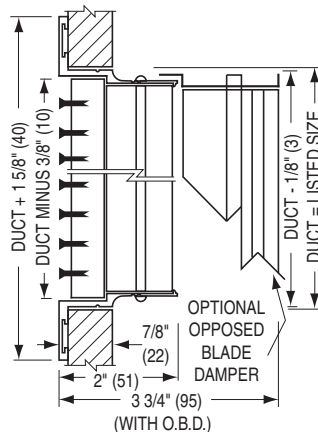
ALUMINUM HEAVY DUTY BAR RETURN GRILLES • GYMNASIUM
MODELS: 5130H-HD(-O), 5130V-HD(-O), 51FH-HD(-O) AND 51FV-HD(-O)



- MODEL 5130H-HD**
30° Horizontal Blades
- MODEL 5130H-HD-O**
30° Horizontal Blades
(Includes O. B. Damper)
- MODEL 5130V-HD**
30° Vertical Blades
- MODEL 5130V-HD-O**
30° Vertical Blades
(Includes O. B. Damper)
- MODEL 51FH-HD**
0° Horizontal Blades
- MODEL 51FH-HD-O**
0° Horizontal Blades
(Includes O. B. Damper)
- MODEL 51FV-HD**
0° Vertical Blades
- MODEL 51FV-HD-O**
0° Vertical Blades
(Includes O. B. Damper)



Model 5130H-HD
Model 5130H-HD-O
 (Horizontal Shown)



Model 51FH-HD
Model 51FH-HD-O
 (Horizontal Shown)

NOTES:

1. Material: Heavy duty aluminum extrusions.
2. Construction: Heavy duty frame is staked and welded for maximum strength. Fixed front bars on 1/2" (13) centers are available in 30° or 0° deflection to suit air pattern requirement. 0° models feature 1/8" (3) bars and the 30° model features 1/4" (6) bars. Bars are reinforced and supported by an additional deep profile cross-bar. Spacing does not exceed 8" (203) on centers.
3. Optional opposed blade damper has a screwdriver adjustment accessible through the face of the register.
4. The minimum size is 8" x 4" (203 x 102).
The maximum size is 48" x 48" (1219 x 1219).
5. Standard fastening is Type A countersunk screw holes.
6. Standard finish is AW Appliance White.

OPTIONS:

- Fastening:
- Type C Concealed mounting straps [36" x 36" (914 x 914) max.]
- Finish:
- AL Aluminum
 - SA Satin Anodized
 - MI Mill
 - SP Special _____ .

SCHEDULE TYPE:

PROJECT:

ENGINEER:

CONTRACTOR:

Dimensions are in inches (mm).

DATE	B SERIES	SUPERSEDES	DRAWING NO.
2 - 1 - 11	5100	21 - 2 - 01R	5100-HD-1