



LINEAR SLOT DIFFUSER PLENUMS
 WITH CABLE OPERATED INLET DAMPER
 5000 SERIES • LINEAR SLOT DIFFUSER ACCESSORY
 5 - 8 SLOT
MODEL SERIES: 5300(MP) WITH IDCO OPTION

5 THROUGH 8 SLOT
 (SPECIAL ORDER)

STANDARD MODELS:

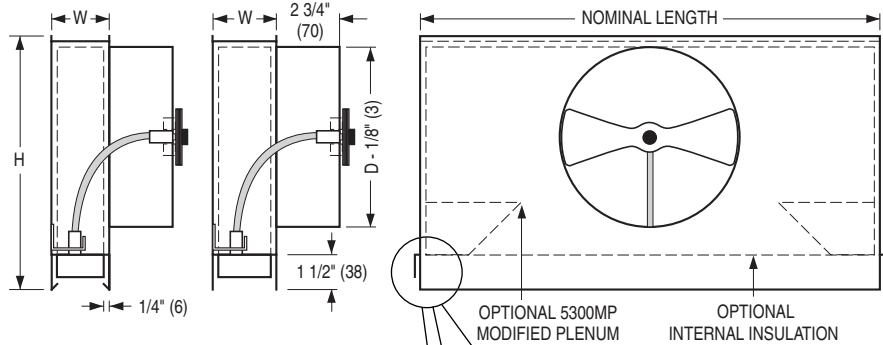
- 5375 • 3/4" (19) Slot
- 5310 • 1" (25) Slot

MODIFIED PERFORMANCE MODELS:

- 5375MP • 3/4" (19) Slot
- 5310MP • 1" (25) Slot

Hemmed Leg Frame Types:
 C, D, J, N

Straight Leg Frame Types:
 A, B, E, F, FL, G,
 H, H2, K1, K2, M, T



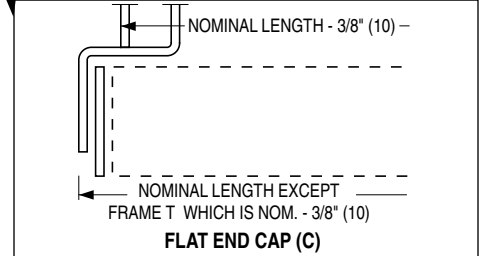
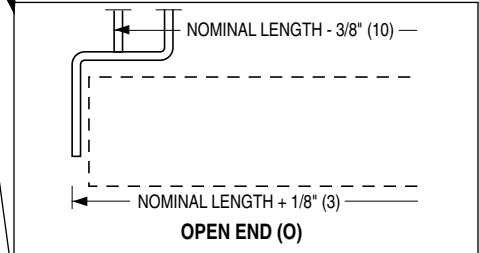
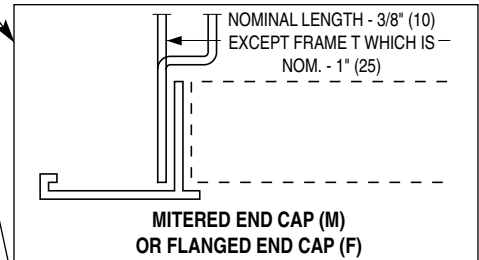
Nominal Length (N)		Standard Nominal Inlets (D)	
inches	mm	inches	mm
20	508	6, 8, 10	152, 203, 254
24	610		
30	762		
36	914		
48	1219	6, 8, 10, 12, 14	152, 203, 254, 305, 356
60	1524		
72	1829		

Inlet Size D (Round)	Plenum Height H
6 (152), 8 (203)	11 (279)
10 (254)	13 (330)
12 (305)	15 (381)
14 (356)	17 (432)

Model	No. of Slots	Plenum Width (W) For Various Frame Types							
		Imperial Units (inches)				Metric Units (mm)			
		A, B, FL, K1, K2, M, T	C, D, F, J, H, H2, N	E	G	A, B, FL, K1, K2, M, T	C, D, F, J, H, H2, N	E	G
5375	5	7 3/4	8 1/4	8 1/2	8 3/4	197	216	216	222
5310		9	9 1/2	9 3/4	10	229	241	248	254
5375	6	9 1/4	9 3/4	10	10 1/4	235	248	254	260
5310		10 3/4	11 1/4	11 1/2	11 3/4	273	286	292	298
5375	7	10 3/4	11 1/4	11 1/2	11 3/4	273	286	292	298
5310		12 1/2	13	13 1/4	13 1/2	318	330	337	343
5375	8	12 1/4	12 3/4	13	13 1/4	311	324	330	337
5310		14 1/4	14 3/4	15	15 1/4	362	375	381	387

NOTES:

- Construction: Corrosion-resistant steel.
- Nailor Series 5300 Plenums are designed specifically for field attachment to the 5000 Series Linear Slot Diffuser. They ensure optimum use of the 5000 Series VAV performance, providing a tight horizontal air pattern even at low volumes. Optional MP models incorporate integral baffles, which provide a reduction in throw and increased spread of the air pattern.
- End caps can be turned up to allow plenums to be installed on continuous runs. Simple installation with a flexible duct connection.
- The round inlet damper is Nailor's 4250 radial sliding blade design factory mounted on the inlet. 5310: A flexible rotary cable connects the damper to a Phillips head screw operator mounted inside the plenum that permits air balancing at the diffuser face. 5375: Flexible rotary cable with male square rotary end and nylon cable clamp adjusts with a 1/4" hex nut driver. Cable is threaded through diffuser face during installation for balancing and pushed back in afterwards.



ACCESSORIES (OPTIONAL):

- Internal Insulation:
 - 5375I(MP) 3/4" (19) slot.
 - 5310I(MP) 1" (25) slot.
- 1b. FGI 1/4" (6) coated fiberglass.
- FFI 3/8" (10) fiber-free foam.
2. EX External Foil Back Insulation

Dimensions are in inches (mm).

SCHEDULE TYPE:

PROJECT:

ENGINEER:

CONTRACTOR:

DATE

B SERIES

SUPERSEDES

DRAWING NO.

6 - 21 - 11

5300

2 - 28 - 11

5300-4