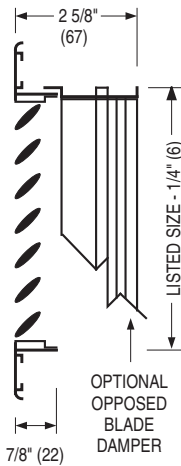





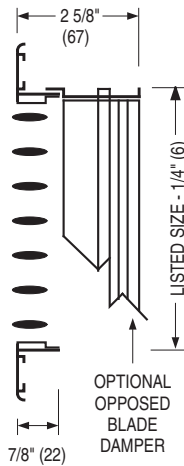
ALUMINUM AIRFOIL BLADE RETURN GRILLES & REGISTERS

FIXED BLADES

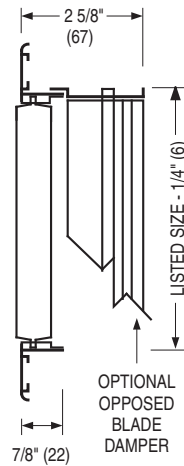
**MODELS: 7145H(-O), 7145V(-O), 71FH(-O)
AND 71FV(-O) TYPE S**



MODEL 7145H



MODEL 71FH



MODEL 71FV

- MODEL 7145H**
Single Deflection Grille
Fixed 45° Horizontal Blades
- MODEL 7145H-O**
Single Deflection Register
Fixed 45° Horizontal Blades
(Includes O. B. Damper)
- MODEL 7145V**
Single Deflection Grille
Fixed 45° Vertical Blades
- MODEL 7145V-O**
Single Deflection Register
Fixed 45° Vertical Blades
(Includes O. B. Damper)
- MODEL 71FH**
Single Deflection Grille
Fixed 0° Horizontal Blades
- MODEL 71FH-O**
Single Deflection Register
Fixed 0° Horizontal Blades
(Includes O. B. Damper)
- MODEL 71FV**
Single Deflection Grille
Fixed 0° Vertical Blades
- MODEL 71FV-O**
Single Deflection Register
Fixed 0° Vertical Blades
(Includes O. B. Damper)

DESCRIPTION:

1. Construction: Extruded aluminum. Rigid heavy-gauge frame mechanically interlocked with reinforced mitered corners. Streamlined airfoil shaped solid blades on 3/4" (19) centers are fixed at 0 or 45 degrees to match and compliment the supply grilles and registers. Smooth blade design minimizes pressure drop and dirt accumulation. 45 degree models installed in a low or high sidewall location are vision proof, when installed with the blade deflection facing away from the line of site.
2. Optional roll-formed steel opposed blade damper has a screwdriver slot operator accessible through face of register.
3. Minimum size is 4" x 4" (102 x 102).
Maximum size is 48" x 48" (1219 x 1219).
4. Type S Surface mount standard frame has 1" (25) overlap margin.
5. Standard fastening is Type A countersunk screw holes.
6. Standard finish is AW Appliance White.

OPTIONS:

1. Finish:
 - SA Satin (clear) anodized
 - SP Special _____ .
2. Fastening:
 - Type C Concealed mounting straps
 - Type N None.
3. Type NF Narrow frame with 1" (25) face border and a 3/4" (19) overlap margin. O.A. flange to flange dim. = listed size + 1 1/4" (32).
4. PF Plaster sub-frame
5. IS Insect screen

SCHEDULE TYPE:

PROJECT:

ENGINEER:

CONTRACTOR:

Dimensions are in inches (mm).

DATE	B SERIES	SUPERSEDES	DRAWING NO.
2 - 1 - 11	7100	2 - 25 - 04	7100-3