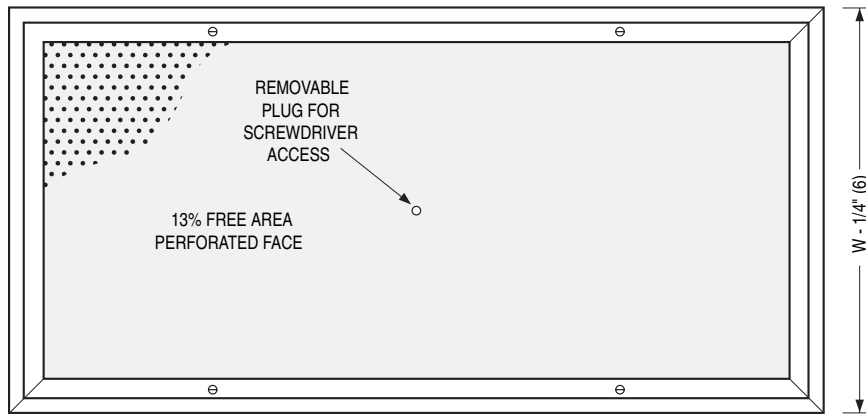
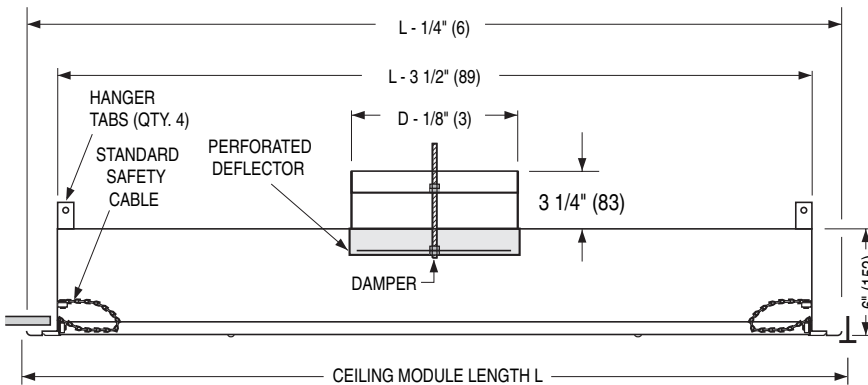
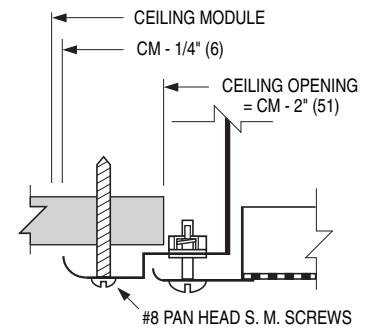




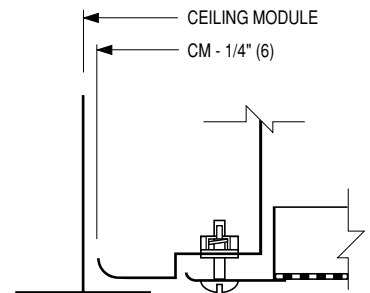
LAMINAR FLOW CEILING DIFFUSER
STEEL • NON-CRITICAL APPLICATIONS
LOW CAPACITY DESIGN
MODEL: 92LFD



TYPE S Surface Mount Detail



TYPE L* Lay-in T-Bar Detail



Ceiling Module Sizes L x W & Nominal Round Duct Sizes D

*Compatible with all T-Bars up to 2" (51) wide.

L x W	Imperial Modules (inches)		48 x 12	60 x 12	72 x 12	24 x 24	36 x 24	48 x 24	60 x 24	72 x 24
	Metric Modules (mm)		1200 x 300	1500 x 300	1800 x 300	600 x 600	900 x 600	1200 x 600	1500 x 600	1800 x 600
Duct Size D	(inches)		6, 7, 8	6, 7, 8	6, 7, 8	6, 7, 8, 10	6, 7, 8, 10, 12	7, 8, 10, 12	8, 10, 12	8, 10, 12
	(mm)		152, 178, 203	152, 178, 203	152, 178, 203	152, 178, 203, 254	152, 178, 203, 254, 305	178, 203, 254, 305	203, 254, 305	203, 254, 305

DESCRIPTION:

The Model 92LFD Laminar Flow Diffuser is a low capacity/airflow range design and produces a non-aspirating, low velocity vertical air pattern. Recommended face velocity range is 20 – 60 cfm/sq. ft.

The steel construction 92LFD is designed to meet budgetary needs. Located above the work area, they provide a controlled low velocity downward projection "piston" of conditioned supply air.

The only significant amount of room air entrainment occurs at the outer boundary of the laminar flow mass, outside the confines of the operating table.

Applications include low invasive/minor surgical procedure operating rooms and clean rooms such as research laboratories, animal labs, food processing, pharmaceutical labs and computer rooms where localized heavy cooling loads present a problem.

CONSTRUCTION:

1. Extruded aluminum frame and steel perforated face with 3/32" dia. holes on 60 degree 1/4" (6) staggered centers (13% free area). The face plate is removable for cleaning and is secured by 1/4 turn fasteners.
2. Corrosion resistant steel backpan, perforated inlet deflector ring and disk type damper. Damper adjustment through removable face plug.
3. Standard safety cables prevent accidental dropping of removable face.
4. Standard finish is AW Appliance White polyester powder coat.

OPTIONS:

- Finish:
- AAW Acrylic (Appliance White).
 - SP Special _____ .

SCHEDULE TYPE:

PROJECT:

ENGINEER:

CONTRACTOR:

Dimensions are in inches (mm).

DATE	B SERIES	SUPERSEDES	DRAWING NO.
9 - 15 - 10	9200	7 - 26 - 10	92LFD