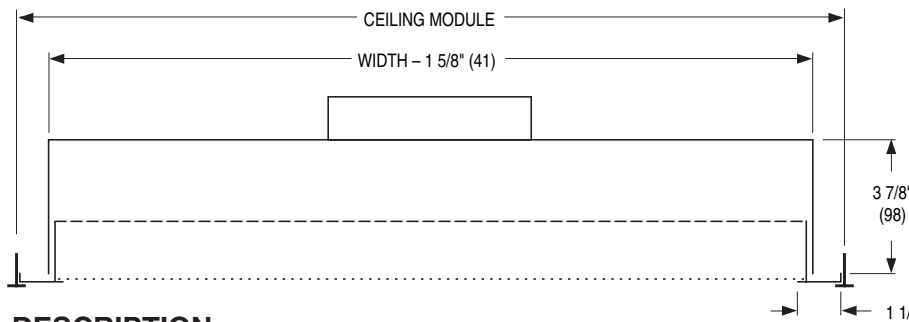
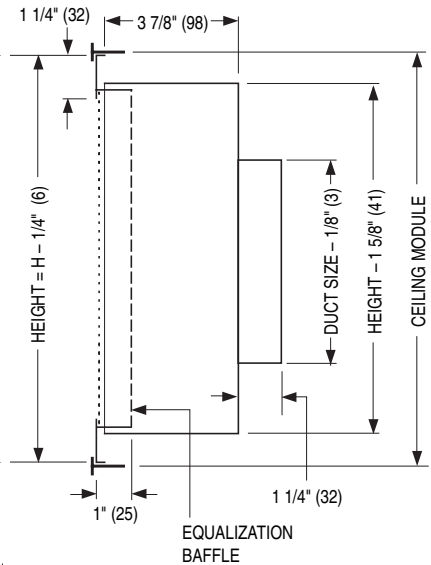
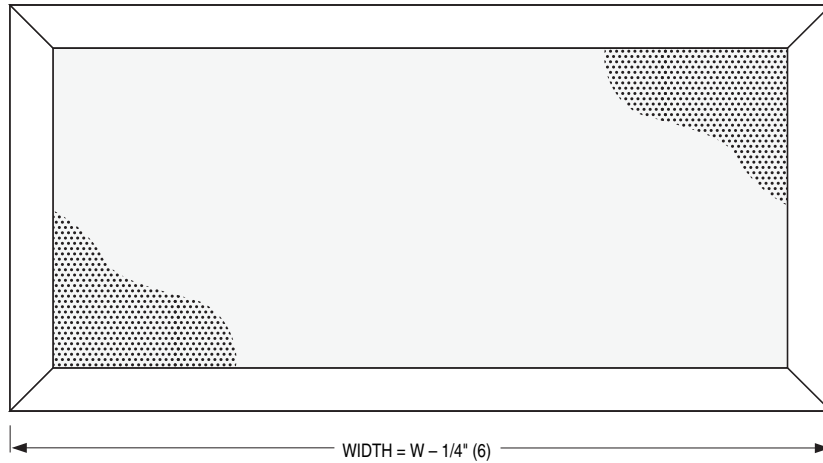




**RECTANGULAR 1-WAY DISPLACEMENT DIFFUSER
CEILING MOUNT • FLAT FACE
STEEL PERFORATED FACE
MODEL: DCF1 TYPE L**

**Model DCF1 • 1-Way Discharge Air Pattern
Type L Lay in T-Bar**



DESCRIPTION:

1. Construction: Heavy gauge corrosion-resistant coated steel plenum. Extruded aluminum diffuser frame mechanically interlocked with reinforced mitered corners for strength. Standard 18 ga. (1.3) perforated face has 3/32" (2.38) dia. holes on 3/16" (4.76) staggered centers, providing 23% free area.
2. An equalization baffle is provided behind and secured to the diffuser face to ensure an even distribution of low velocity air.
3. These ceiling mounted displacement diffusers are especially designed to supply air at a low velocity from a suspended ceiling installation. The DCF1 discharges air evenly across the face in a laminar flow manner with minimal turbulence or induction of room air. The cool supply air flows from the ceiling down to the floor, where it disperses and displaces warmer room air.
4. Standard finish is AW Appliance White polyester powder coat.

Dimensional Data:

Unit Sizes (W x H)	Duct Size
24 x 12 (610 x 305)	6, 8 (152, 203)
24 x 24 (610 x 610)	6, 8 (152, 203)
48 x 12 (1219 x 305)	8, 10, 12 (203, 254, 305)
48 x 24 (1219 x 610)	8, 10, 12 (203, 254, 305)
60 x 24 (1524 x 610)	10, 12, 14 (254, 305, 356)
72 x 24 (1829 x 610)	10, 12, 14 (254, 305, 356)

OPTIONS:

1. Finish:
 - AL Aluminum
 - SP Special _____ .
2. Other _____ .

SCHEDULE TYPE:

PROJECT:

ENGINEER:

CONTRACTOR:

Dimensions are in inches (mm).

DATE	B SERIES	SUPERSEDES	DRAWING NO.
4 - 16 - 10	DCF	6 - 26 - 08	DCF1