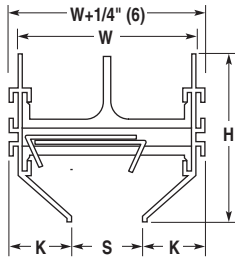




**FLOWLINE™ LINEAR SLOT DIFFUSERS**  
**ARCHITECTURAL • ALUMINUM**  
**HORIZONTAL HIGH THROW PATTERN CONTROLLERS**  
**MODEL SERIES: FLH TYPE KK**

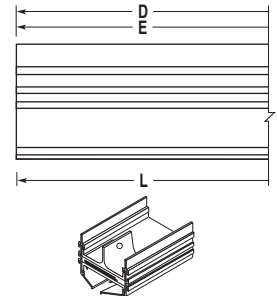
**One Slot**

- Type KK Concealed Angular Frame**
- Drywall (ceiling, wall)

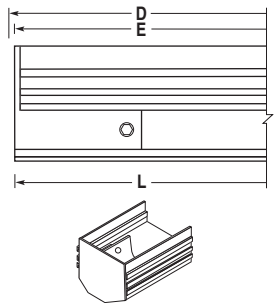


**End Condition**

**O Open End**



**C Flat End Cap**



**Dimensional Data - Imperial (Metric) Units**

Model	S Slot Width	1 Slot W	K Border Width	H Height
FLH10	1 (25)	2 1/2 (64)	7/8 (22)	2 3/8 (60)
FLH15	1 1/2 (38)	3 1/2 (89)	1 1/8 (29)	2 5/8 (67)
FLH20	2 (51)	4 1/2 (114)	1 3/8 (35)	2 7/8 (73)

**Notes:**

1. Material: Heavy duty extruded aluminum frame and spacers. Corrosion resistant steel pattern controllers.
2. Maximum single section length is 144" (3658). Longer lengths are furnished in multiple sections with alignment strips, the number and size determined by the factory.
3. Adjustable pattern controllers are on 24" (610) centers.
4. Standard finish is MI Mill on exposed frames with black pattern controllers and interior surfaces.
5. Integral hanger brackets on 24" (610) centers. See separate submittal for optional mounting hardware and accessories.

**Options:**

- SP Special Finish \_\_\_\_\_.

**Overall Length and End Cap Position**

	E	L
<input type="checkbox"/> OO	D	D
<input type="checkbox"/> OC	D - 1/16 (2)	D - 1/16 (2)
<input type="checkbox"/> CC	D - 1/8 (3)	D - 1/8 (3)

SCHEDULE TYPE

PROJECT

ENGINEER

CONTRACTOR

Dimensions are in inches (mm).

DATE

B SERIES

SUPERSEDES

DRAWING NO.

2 - 11 - 10

3400

10 - 18 - 07

FLH-3C