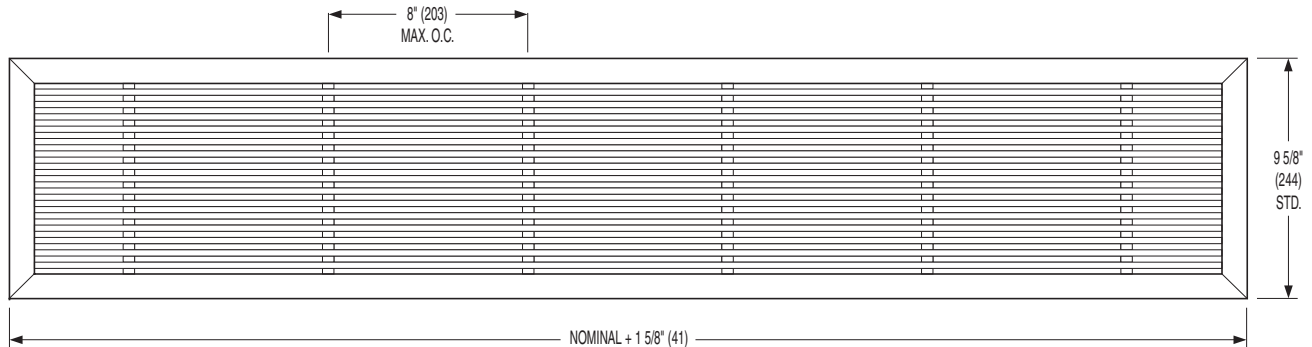
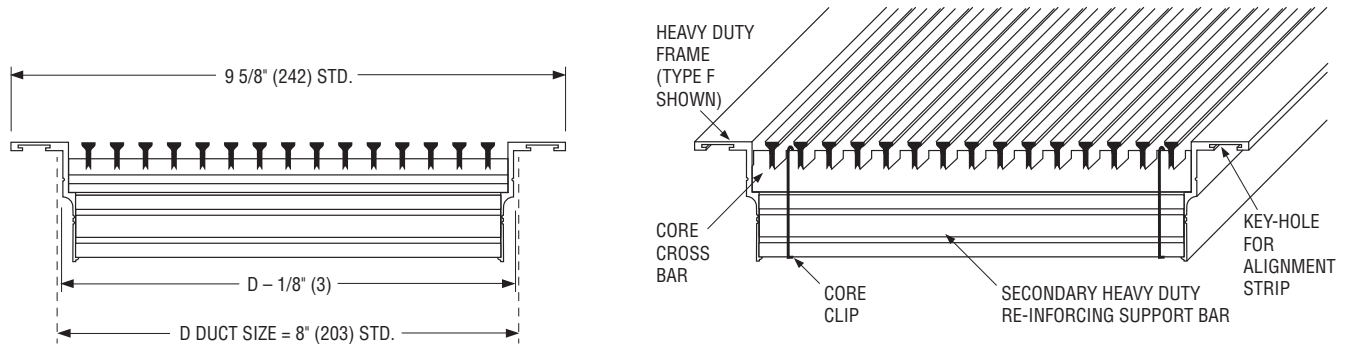




PERIMETER LINEAR BAR DIFFUSER
FLOOR GRILLE • HEAVY DUTY • ALUMINUM
UNDERFLOOR AIR DISTRIBUTION
MODEL: 49PLD



DIFFUSER FRAME AND CORE DETAIL:



DESCRIPTION:

The Nailor 49PLD Perimeter Linear Bar Grille Diffusers are designed for use in raised access floor air distribution systems. High quality, heavy duty, extruded aluminum linear grilles are featured providing an architecturally appealing face design that compliments contemporary decor.

FEATURES:

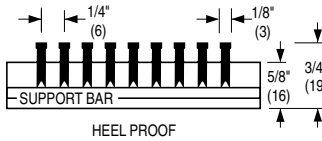
- Heavy duty extruded aluminum construction.
- Available in single section lengths up to 72" (1829) as a complete assembly with staked and welded mitered end caps.
- Longer lengths are supplied in multiple sections with frame alignment strips.
- For a continuous appearance, multiple sections may be joined end to end.
- Heavy duty core utilizes an additional cross bar support.
- Integrates with Nailor PL Series Underfloor plenums.
- Simple installation, unit fits into place from the top (room side) of the floor panel. Removal of floor panels is not required.

- Six available heavy duty core styles to choose from (see following page).
- Heavy duty cores are removable and supplied with core clips as standard.
- Two available frame options (Frame F or H).
- Standard fastening is Type B friction spring clips.
- Optional Type DV directional vanes provide an adjustable discharge pattern to enhance coverage of perimeter windows and reduce throw.
- Standard finish is GRT Gray (textured).

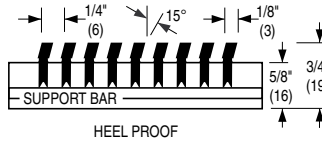
SCHEDULE TYPE:		Page 1 of 2			
PROJECT:		Dimensions are in inches (mm).			
ENGINEER:	DATE	B SERIES	SUPERSEDES	DRAWING NO.	
CONTRACTOR:	11 - 19 - 10	49PLD	NEW	49PLD	

1. CORE SELECTION:

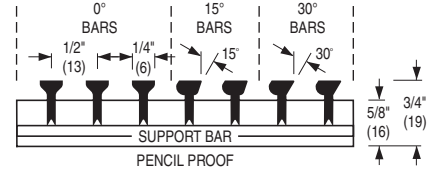
-
- 480 (std.)**
- 1/4" (6) Spacing
-
- 1/8" (3) Bars
-
- 0° Deflection



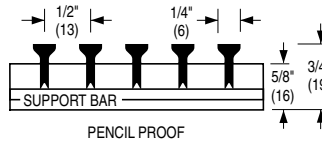
-
- 481**
- 1/4" (6) Spacing
-
- 1/8" (3) Bars
-
- 15° Deflection



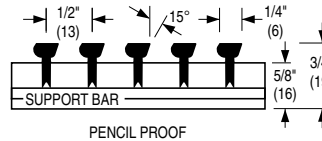
-
- 24M**
- 1/2" (13) Spacing
-
- 1/4" (6) Bars
-
- Multi-Deflection



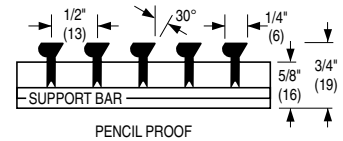
-
- 240**
- 1/2" (13) Spacing
-
- 1/4" (6) Bars
-
- 0° Deflection



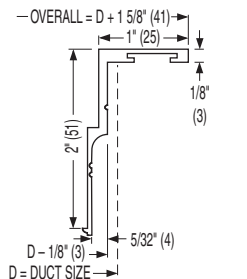
-
- 241**
- 1/2" (13) Spacing
-
- 1/4" (6) Bars
-
- 15° Deflection



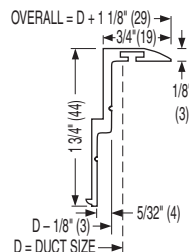
-
- 243**
- 1/2" (13) Spacing
-
- 1/4" (6) Bars
-
- 30° Deflection


2. FRAME SELECTION:

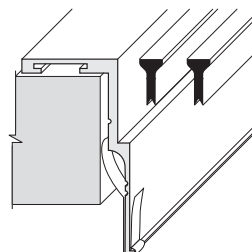
-
- F (Standard)**
-
- 1" (25) Border Flange



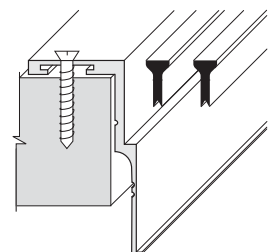
-
- H (Optional)**
-
- 3/4" (19) Beveled
-
- Border Flange


3. FASTENING SELECTION:

-
- B (Standard)**
-
- Spring Clip
-
- (Frames F or H)



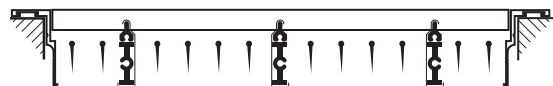
-
- A (Optional)**
-
- #8 Countersunk Screw Holes
-
- (Frame F only)


4. FINISH SELECTION:

-
- GRT**
- Gray (Textured) (Standard)
-
-
- BKT**
- Black (Textured)
-
-
- AW**
- Appliance White
-
-
- AL**
- Aluminum
-
-
- SA**
- Satin (clear) Anodized
-
-
- BC**
- Brushed Clear-Coat Lacquer
-
-
- MI**
- Mill
-
-
- BK**
- Black
-
-
- SPT**
- Special (Textured) _____
-
-
- SP**
- Special _____

5. OPTIONS:

-
- Type DV**
- Directional Vanes
-
- Fully adjustable extruded aluminum blades on 3/4" (19)
-
- centers perpendicular to length.


SCHEDULE TYPE:
PROJECT:
ENGINEER:
CONTRACTOR:

 Page 2 of 2
 Dimensions are in inches (mm).

DATE
B SERIES
SUPERSEDES
DRAWING NO.

11 - 19 - 10

49PLD

NEW

49PLD