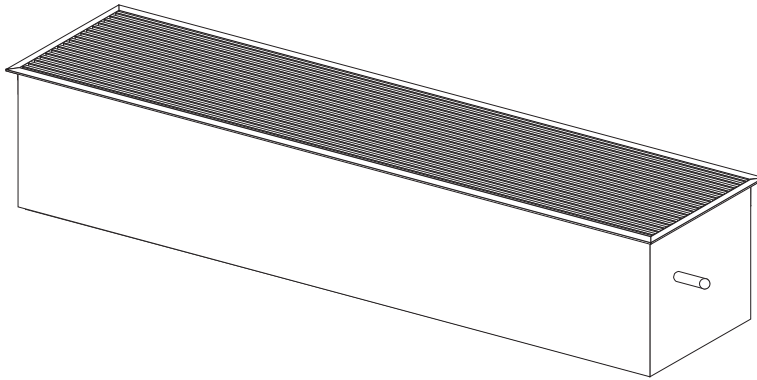




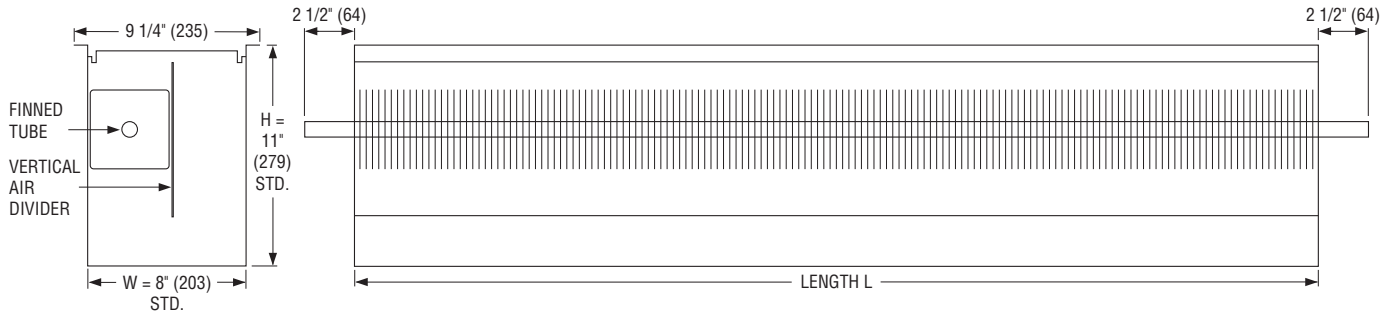
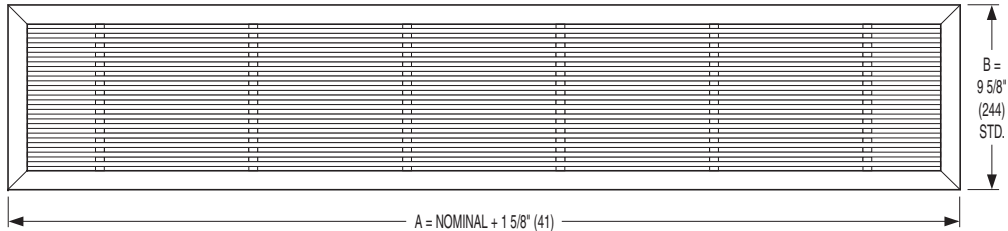
**PERIMETER LINEAR CONVECTION HEATER
FIN TUBE HYDRONIC HEAT
UNDERFLOOR AIR DISTRIBUTION SYSTEMS
MODEL: PLCH-W**



DIMENSIONAL DATA

Nominal Size	Plenum			Grille Face	
	L	W	H	A	B
48 x 8 (1219 x 203)	47 3/4 (1213)	8 (203)	11 (279)	49 5/8 (1260)	9 5/8 (244)
60 x 8 (1524 x 203)	59 3/4 (1518)	8 (203)	11 (279)	61 5/8 (1565)	9 5/8 (244)
72 x 8 (1829 x 203)	71 3/4 (1822)	8 (203)	11 (279)	73 5/8 (1870)	9 5/8 (244)
96 x 8 (2438 x 203)	95 3/4 (2432)	8 (203)	11 (279)	97 5/8 (2480)	9 5/8 (244)
120 x 8 (3048 x 203)	119 3/4 (3042)	8 (203)	11 (279)	121 5/8 (3089)	9 5/8 (244)

**DISCREET
LINEAR
BAR
GRILLE**



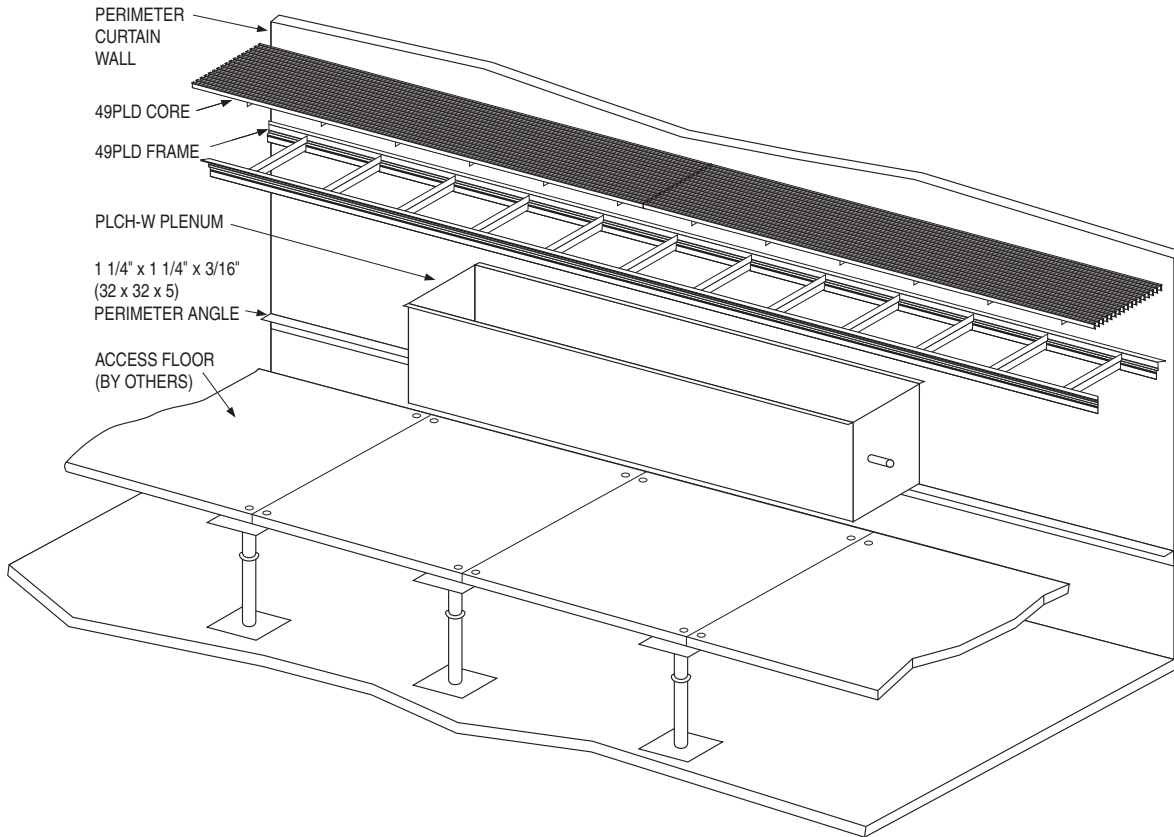
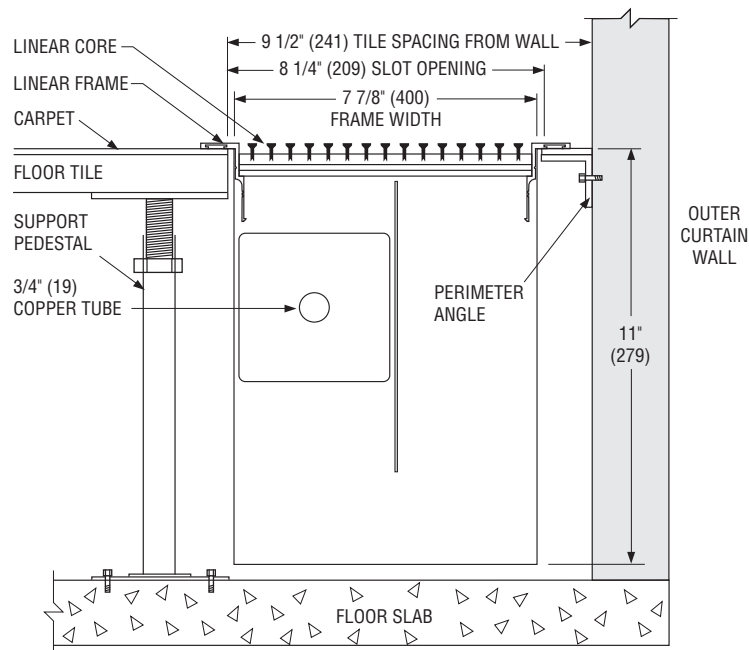
DESCRIPTION:

The Nailor PLCH-W is a perimeter linear bar grille convection heater plenum for use in raised floor air distribution systems. The plenum contains a fin tube hydronic heater and is designed to treat perimeter curtain wall heating loads using recirculation. The PLCH-W is designed to integrate with the Nailor 49PLD Perimeter Linear Bar Grille Diffuser, which is ordered separately. The 49PLD Linear is available in both discreet finished lengths to suit the convection heater or in multiple sections to provide a continuous appearance above the spacially separated convection heaters.

FEATURES:

- The PLCH-W is available in five standard lengths: 48, 60, 72, 96 and 120 inches.
- Available in custom lengths, widths and heights.
- Simple installation, unit drops into perimeter opening and sits on top of the raised floor panels and a perimeter angle. The unit is self-supporting.
- 4 1/4" x 4 1/4" (108 x 108) aluminum fin tube hot water heater with 3/4" (19) nominal copper tube connections (7/8" [22.23] O.D.).
- Coated steel plenum painted black.
- Overall plenum height fits 12" (305) raised access floors.
- Integrates with the Nailor 49PLD Linear Bar Grille Diffuser. High quality, heavy duty, extruded aluminum construction provides an architecturally appealing design to compliment contemporary décor. Available in various core styles and finishes (see 49PLD submittal).

SCHEDULE TYPE:	Page 1 of 2 Dimensions are in inches (mm).			
PROJECT:				
ENGINEER:	DATE	B SERIES	SUPERSEDES	DRAWING NO.
CONTRACTOR:	11 - 8 - 10	PLCH	NEW	PLCH-W-1

CONTINUOUS LINEAR BAR GRILLE INSTALLATION

FIELD INSTALLATION

SCHEDULE TYPE:
PROJECT:
ENGINEER:
CONTRACTOR:

 Page 2 of 2
 Dimensions are in inches (mm).

DATE
B SERIES
SUPERSEDES
DRAWING NO.
11 - 8 - 10
PLCH
NEW
PLCH-W-1